



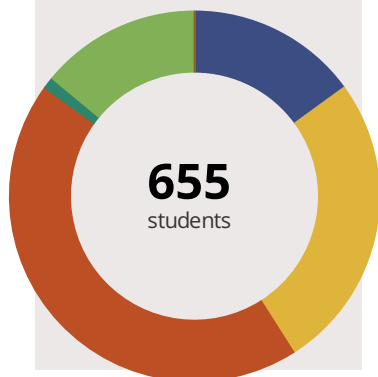
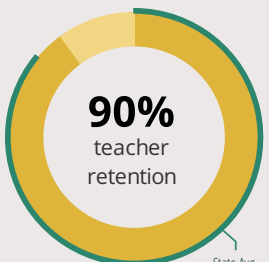
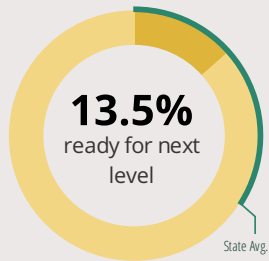
LYNNE THIGPEN ELEM SCHOOL

207 S MIDLAND AVE JOLIET, IL 60436 1305 (815) 741-7629

Grades: K-5
District: JOLIET PSD 86

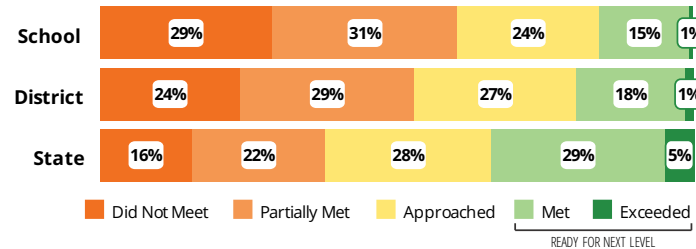
Principal: Ms. Kimberly Gordon
Superintendent: Dr. Theresa Rouse

FAST FACTS



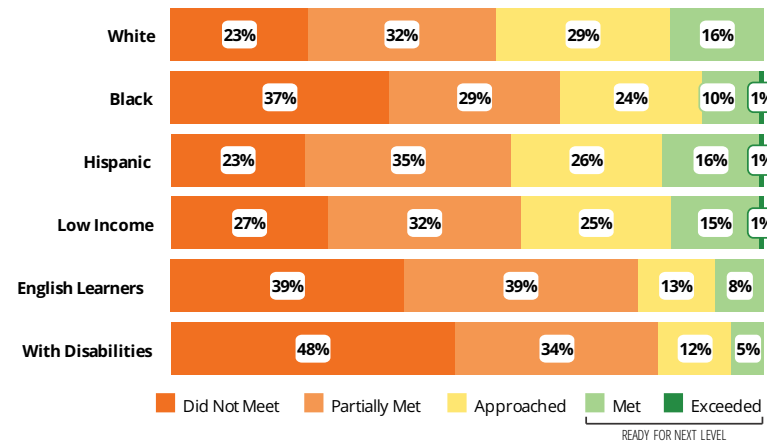
Academic Success

All Illinois students in grades 3-8 take the PARCC assessment each year. High school students take the SAT in Math and English Language Arts.



Success by Student Group

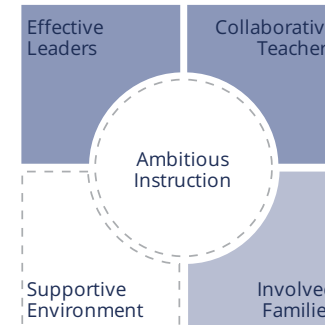
This display shows PARCC performance levels for each student group. No data is shown for groups with fewer than 10 students.



Student Characteristics

White	15%	Low Income	99%
Black	26%	English Learners	13%
Hispanic	44%	With Disabilities	20%
Asian	1%	Homeless	3%
American Indian	0%		
Two or More Races	14%		
Pacific Islander	0%		

School Environment



The **5Essentials Survey** allows students in grades 6-12 and all teachers to share their perspectives on essential conditions for learning. The anonymous survey consists of 5 components.

- Most implementation
- More implementation
- Average implementation
- Less implementation
- Least implementation
- Not Applicable/Low Response

Response Rates

Students	-
Teachers	100%

Average Effective Leaders

Do principals and teachers implement a shared vision for success?

Average Collaborative Teachers

Do teachers collaborate to promote professional growth?

Ambitious Instruction

Are the classes challenging and engaging?

Supportive Environment

Is the school safe, demanding, and supportive?

Less Involved Families

Does the entire staff build strong external relationships?

Student Attendance and Mobility

Attendance Rate

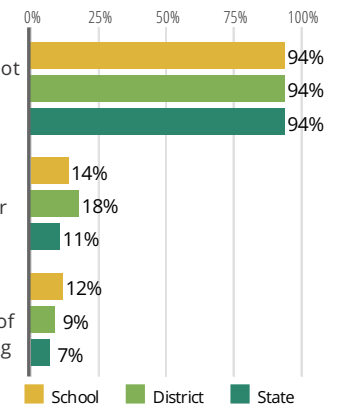
Rate at which students are present at school, not including excused or unexcused absences

Chronic Truancy Rate

Percentage of students who have been absent without valid reasons for 5% or more of regular school days

Student Mobility

Percentage of students who transfer in or out of the school during the school year, not including graduates





LYNNE THIGPEN ELEM SCHOOL

School Highlights

Academic Courses

Lynne Thigpen Elementary School's curriculum is based on the Common Core State Standards, the Next Generation Science Standards and the Illinois State Standards for Social Science. Grade level teams have designed units of instruction that integrate these learning targets into a cohesive curriculum plan.

Physical Education, Heath and Wellness

Students participate in Physical Education with a certified PE teacher twice a week. On the remaining days, classroom teachers lead students in a variety of music and movement activities to foster better health and academic outcomes.

Other Programs and Activities

Lynne Thigpen Elementary School offers many ways for students, families and community members to get involved.

School Awards

Recent Awards and Recognition

Career Development Courses and Programs

Athletics

4th and 5th graders at Lynne Thigpen Elementary School have the opportunity to participate in our co-ed basketball program through a partnership with the YMCA.

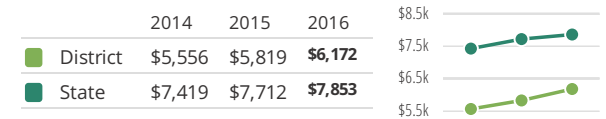
School Personnel Resources

English as a Second Language Teacher, Paraprofessional, Special Education Teacher

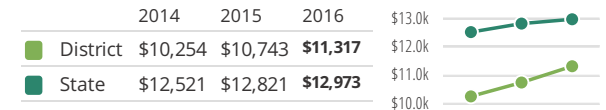
Facilities

District Finance

Instructional Spending per Pupil includes only the activities directly dealing with the teaching of students or the interaction between teachers and students.



Operational Spending per Pupil includes all costs for overall operations in this school's district, including Instructional Spending, but excluding summer school, adult education, capital expenditures, and long-term debt payments.



Educator Measures

This school has had **1 principal(s)** over the past 6 years. In the last three years, an average of **90% of teachers** return to this school each year.

FOR MORE INFORMATION

Visit IllinoisReportCard.com to see additional details about each item of information for this school. There you will find charts spanning multiple years, detailed explanations, resources, more of the school's programs and activities, and powerful tools that let you dig deeper into data.

Most of this data has been collected by ISBE from school districts through data systems. Some information, such as the School Highlights, is entered directly by principals and can be updated throughout the year.