



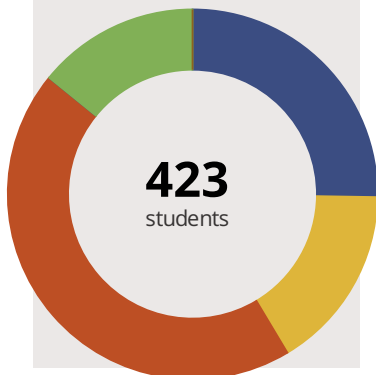
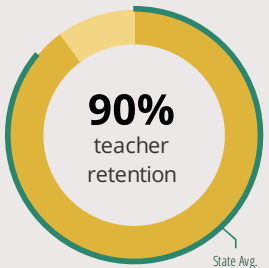
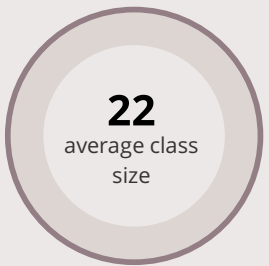
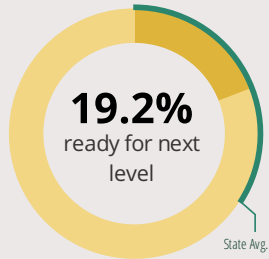
TAFT ELEMENTARY SCHOOL

1125 OREGON ST JOLIET, IL 60435 3900 (815) 725-2700

Grades: K-5
District: JOLIET PSD 86

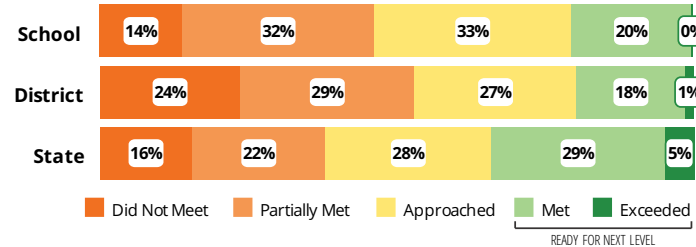
Principal: Ms.Joy Hopkins
Superintendent: Dr.Theresa Rouse

FAST FACTS



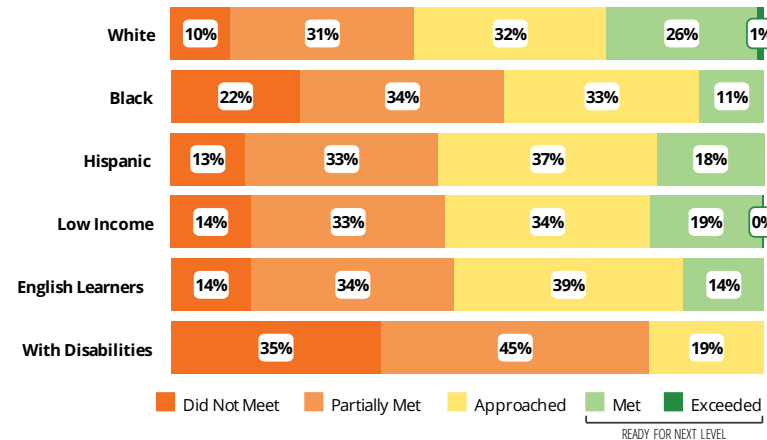
Academic Success

All Illinois students in grades 3-8 take the PARCC assessment each year. High school students take the SAT in Math and English Language Arts.



Success by Student Group

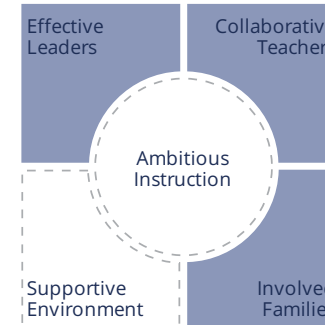
This display shows PARCC performance levels for each student group. No data is shown for groups with fewer than 10 students.



Student Characteristics

White	25%	Low Income	99%
Black	16%	English Learners	17%
Hispanic	44%	With Disabilities	17%
Asian	0%	Homeless	2%
American Indian	0%		
Two or More Races	14%		
Pacific Islander	0%		

School Environment



The **5Essentials Survey** allows students in grades 6-12 and all teachers to share their perspectives on essential conditions for learning. The anonymous survey consists of 5 components.

- Most implementation
- More implementation
- Average implementation
- Less implementation
- Least implementation
- Not Applicable/Low Response

Response Rates

Students	-
Teachers	100%

Average Effective Leaders

Do principals and teachers implement a shared vision for success?

Average Collaborative Teachers

Do teachers collaborate to promote professional growth?

Ambitious Instruction

Are the classes challenging and engaging?

Average Supportive Environment

Is the school safe, demanding, and supportive?

Average Involved Families

Does the entire staff build strong external relationships?

Student Attendance and Mobility

Attendance Rate

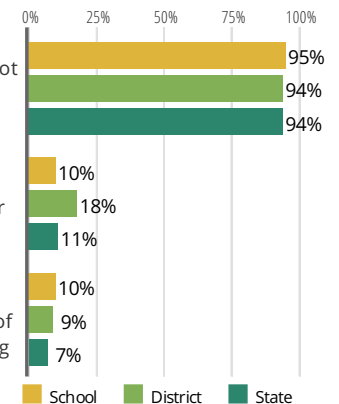
Rate at which students are present at school, not including excused or unexcused absences

Chronic Truancy Rate

Percentage of students who have been absent without valid reasons for 5% or more of regular school days

Student Mobility

Percentage of students who transfer in or out of the school during the school year, not including graduates





TAFT ELEMENTARY SCHOOL

School Highlights

Academic Courses

Taft Elementary utilizes the Common Core State Standards (CCSS) in grades K-5. These standards are aimed at producing students with career readiness skills- students being better prepared for college. A goal of CCSS is to increase the depth of knowledge, develop a true understanding of numbers, words, text, learn how to question, debate, explain

Physical Education, Heath and Wellness

Taft students receive physical education and health education five times per week. This is done either in the gym or in the classrooms.

Other Programs and Activities

After School Care, Family Nights, Parent Associations

School Awards

Taft Elementary conducts quarterly Awards Assemblies based on student academic success.

Career Development Courses and Programs

Athletics

Taft has a two basketball teams- one fourth grade team and one fifth grade team. Third and fourth graders make up the fourth grade team. We have also formed a partnership with the Joliet Park District through the Hartman Recreation Center. All grade levels have access to Soccer, Little Chefs, Hop Hop Dance, and Basketball programs throughout the

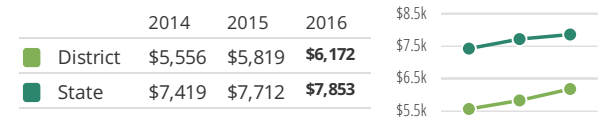
School Personnel Resources

Paraprofessional, Special Education Teacher

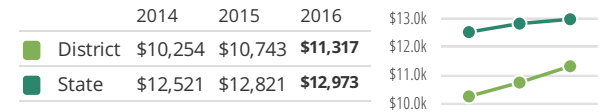
Facilities

District Finance

Instructional Spending per Pupil includes only the activities directly dealing with the teaching of students or the interaction between teachers and students.



Operational Spending per Pupil includes all costs for overall operations in this school's district, including Instructional Spending, but excluding summer school, adult education, capital expenditures, and long-term debt payments.



Educator Measures

This school has had **1 principal(s)** over the past 6 years. In the last three years, an average of **90% of teachers** return to this school each year.

FOR MORE INFORMATION

Visit IllinoisReportCard.com to see additional details about each item of information for this school. There you will find charts spanning multiple years, detailed explanations, resources, more of the school's programs and activities, and powerful tools that let you dig deeper into data.

Most of this data has been collected by ISBE from school districts through data systems. Some information, such as the School Highlights, is entered directly by principals and can be updated throughout the year.