



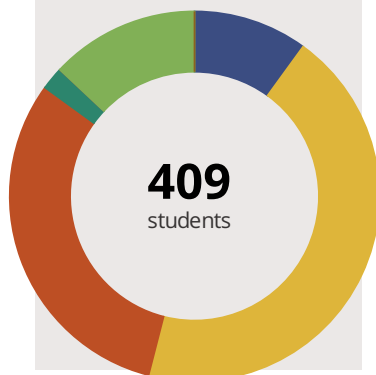
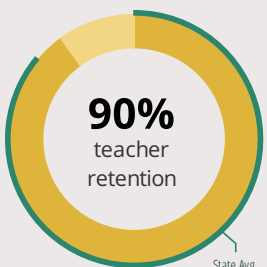
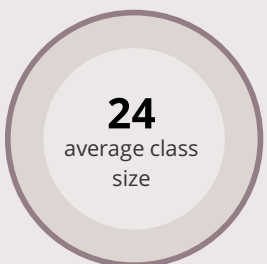
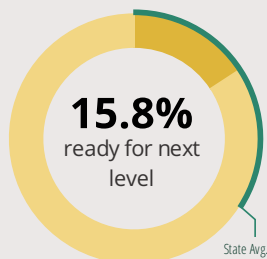
CARL SANDBURG ELEMENTARY

1100 LILAC LN JOLIET, IL 60435 3244 (815) 725-0281

Grades: K-5
District: JOLIET PSD 86

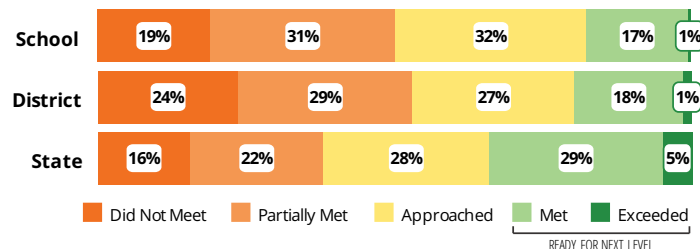
Principal: Saundra Russell-Smith
Superintendent: Dr. Theresa Rouse

FAST FACTS



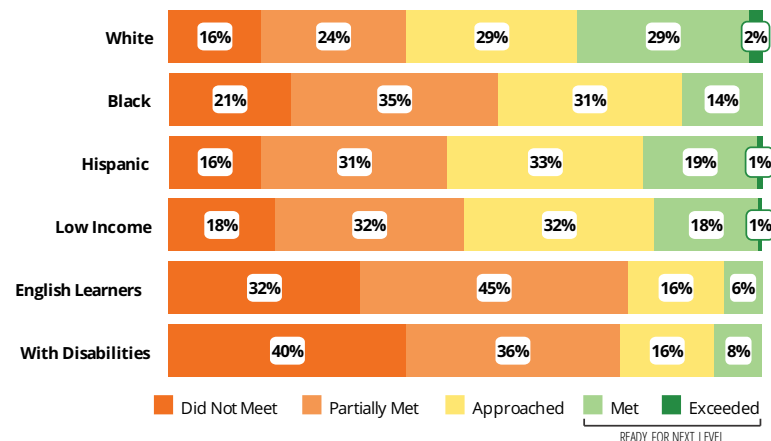
Academic Success

All Illinois students in grades 3-8 take the PARCC assessment each year. High school students take the SAT in Math and English Language Arts.



Success by Student Group

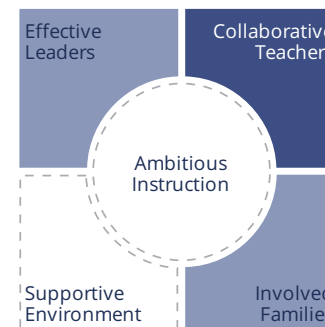
This display shows PARCC performance levels for each student group. No data is shown for groups with fewer than 10 students.



Student Characteristics

White	10%	Low Income	98%
Black	44%	English Learners	9%
Hispanic	31%	With Disabilities	7%
Asian	2%	Homeless	2%
American Indian	0%		
Two or More Races	13%		
Pacific Islander	0%		

School Environment



The **5Essentials Survey** allows students in grades 6-12 and all teachers to share their perspectives on essential conditions for learning. The anonymous survey consists of 5 components.

- Most implementation
- More implementation
- Average implementation
- Less implementation
- Least implementation
- Not Applicable/Low Response

Response Rates

Students	-
Teachers	96%

Average Effective Leaders

Do principals and teachers implement a shared vision for success?

More Collaborative Teachers

Do teachers collaborate to promote professional growth?

Ambitious Instruction

Are the classes challenging and engaging?

Supportive Environment

Is the school safe, demanding, and supportive?

Average Involved Families

Does the entire staff build strong external relationships?

Student Attendance and Mobility

Attendance Rate

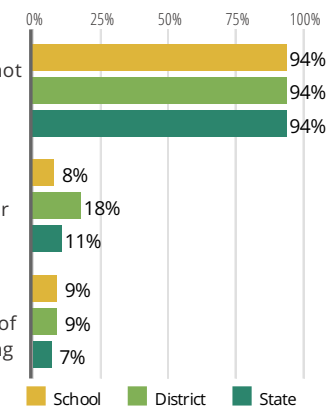
Rate at which students are present at school, not including excused or unexcused absences

Chronic Truancy Rate

Percentage of students who have been absent without valid reasons for 5% or more of regular school days

Student Mobility

Percentage of students who transfer in or out of the school during the school year, not including graduates





CARL SANDBURG ELEMENTARY

School Highlights

Academic Courses

Band, Orchestra, Bilingual Support, Gifted and Talented Programs, Summer School, Supplemental Educational Services (SES) Tutoring, Title 1 Programs, Reading, Math, Science, Social Studies, Art, PE, Music, Health and Character Education

Physical Education, Heath and Wellness

Nutrition, Healthy Habits, Physical Education

Other Programs and Activities

After School Care, Art Club, Before School Care, Career Education Events, Cooking Club, Family Nights, Grow Club, Kind Kids Club, Parent Associations, Reading Clubs, Soccer Club, Tutoring Program

School Awards

Superintendent's Award for Math Scores

Career Development Courses and Programs

Career Fair, Career Goal Setting

Athletics

Conditioning and Fitness Classes

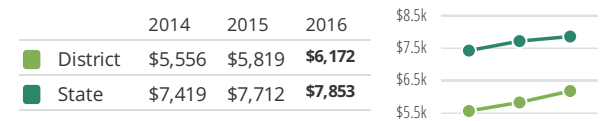
School Personnel Resources

Bilingual Education Teacher, English as a Second Language Teacher, General Administrator or General Supervi, Paraprofessional, School Nurse, School Psychologist, School Social Worker, Special Education Teacher, Speech Language Pathologist-non teaching

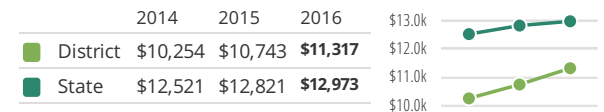
Facilities

District Finance

Instructional Spending per Pupil includes only the activities directly dealing with the teaching of students or the interaction between teachers and students.



Operational Spending per Pupil includes all costs for overall operations in this school's district, including Instructional Spending, but excluding summer school, adult education, capital expenditures, and long-term debt payments.



Educator Measures

This school has had **1 principal(s)** over the past 6 years. In the last three years, an average of **90% of teachers** return to this school each year.

FOR MORE INFORMATION

Visit IllinoisReportCard.com to see additional details about each item of information for this school. There you will find charts spanning multiple years, detailed explanations, resources, more of the school's programs and activities, and powerful tools that let you dig deeper into data.

Most of this data has been collected by ISBE from school districts through data systems. Some information, such as the School Highlights, is entered directly by principals and can be updated throughout the year.