



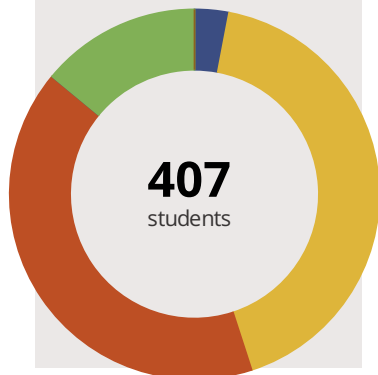
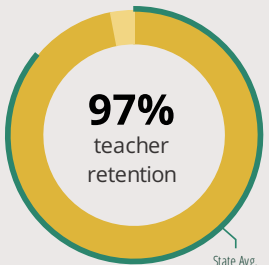
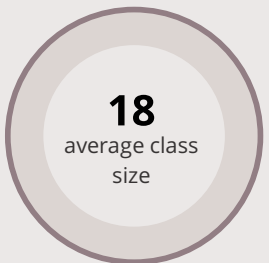
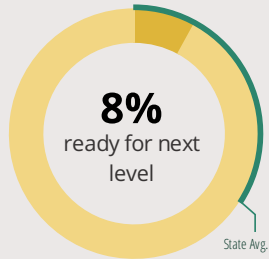
EDNA KEITH ELEM SCHOOL

400 4TH AVE JOLIET, IL 60433 1906 (815) 723-3409

Grades: P-5
District: JOLIET PSD 86

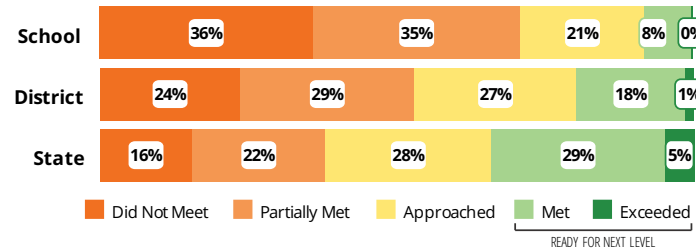
Principal: Ms.Casonya Henderson
Superintendent: Dr.Theresa Rouse

FAST FACTS



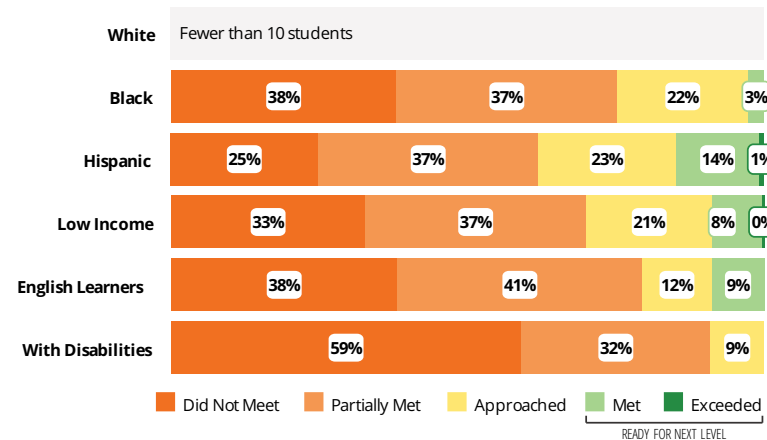
Academic Success

All Illinois students in grades 3-8 take the PARCC assessment each year. High school students take the SAT in Math and English Language Arts.



Success by Student Group

This display shows PARCC performance levels for each student group. No data is shown for groups with fewer than 10 students.

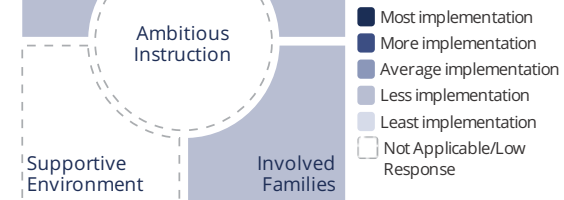


Student Characteristics

White	3%	Low Income	85%
Black	42%	English Learners	19%
Hispanic	41%	With Disabilities	11%
Asian	0%	Homeless	7%
American Indian	0%		
Two or More Races	14%		
Pacific Islander	0%		

School Environment

The **5Essentials Survey** allows students in grades 6-12 and all teachers to share their perspectives on essential conditions for learning. The anonymous survey consists of 5 components.



Most implementation
More implementation
Average implementation
Less implementation
Least implementation
Not Applicable/Low Response

Response Rates

Students	-
Teachers	97%

Effective Leaders

Do principals and teachers implement a shared vision for success?

Collaborative Teachers

Do teachers collaborate to promote professional growth?

Ambitious Instruction

Are the classes challenging and engaging?

Supportive Environment

Is the school safe, demanding, and supportive?

Involved Families

Does the entire staff build strong external relationships?

Student Attendance and Mobility

Attendance Rate

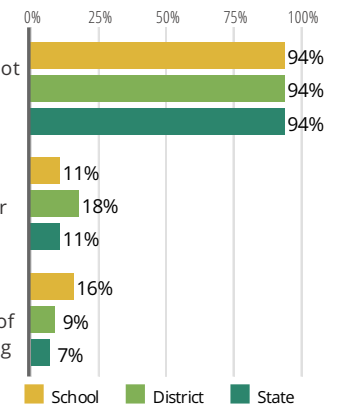
Rate at which students are present at school, not including excused or unexcused absences

Chronic Truancy Rate

Percentage of students who have been absent without valid reasons for 5% or more of regular school days

Student Mobility

Percentage of students who transfer in or out of the school during the school year, not including graduates





EDNA KEITH ELEM SCHOOL

School Highlights

Academic Courses

Band, Orchestra

Career Development Courses and Programs

Physical Education, Health and Wellness

Athletics

Boy's Basketball, Girl's Basketball

Other Programs and Activities

Art Club, Career Education Events, Conflict Resolution, DARE program, Family Nights, Mentoring Program, Neighborhood Association Partnership, Parent Associations, Student Council/Government, Tutoring Program

School Personnel Resources

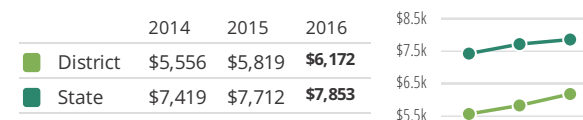
Paraprofessional, Special Education Teacher

School Awards

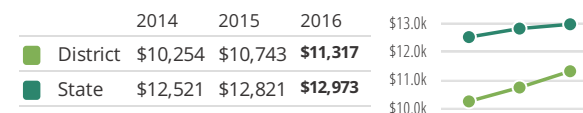
Facilities

District Finance

Instructional Spending per Pupil includes only the activities directly dealing with the teaching of students or the interaction between teachers and students.



Operational Spending per Pupil includes all costs for overall operations in this school's district, including Instructional Spending, but excluding summer school, adult education, capital expenditures, and long-term debt payments.



Educator Measures

This school has had **1 principal(s)** over the past 6 years. In the last three years, an average of **97% of teachers** return to this school each year.

FOR MORE INFORMATION

Visit IllinoisReportCard.com to see additional details about each item of information for this school. There you will find charts spanning multiple years, detailed explanations, resources, more of the school's programs and activities, and powerful tools that let you dig deeper into data.

Most of this data has been collected by ISBE from school districts through data systems. Some information, such as the School Highlights, is entered directly by principals and can be updated throughout the year.