



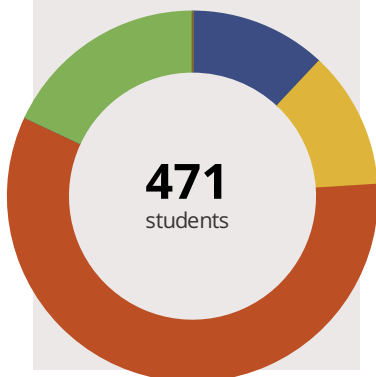
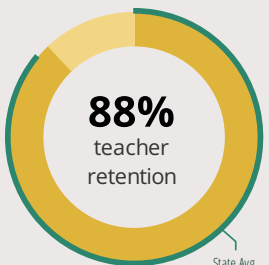
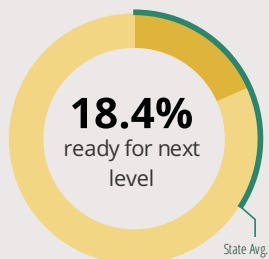
# THOMAS JEFFERSON ELEM SCHOOL

2651 GLENWOOD AVE JOLIET, IL 60435 5239 (815) 725-0262

Grades: K-5  
District: JOLIET PSD 86

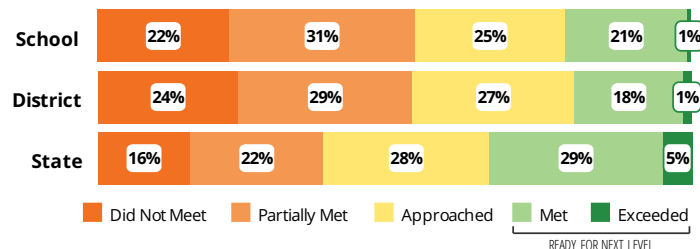
Principal: Chris Latting  
Superintendent: Dr. Theresa Rouse

## FAST FACTS



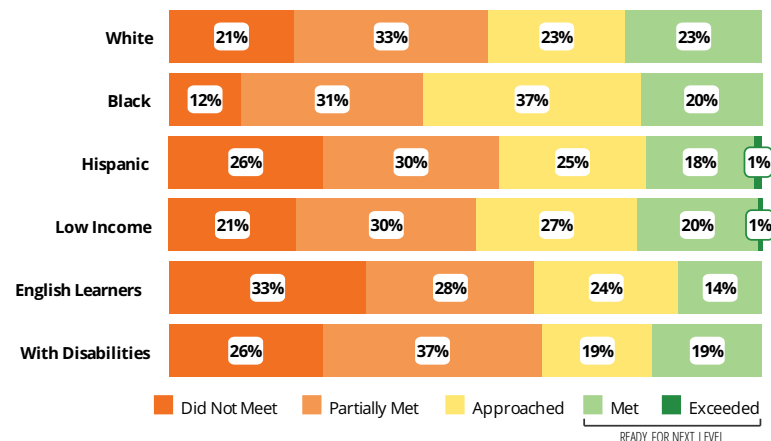
## Academic Success

All Illinois students in grades 3-8 take the PARCC assessment each year. High school students take the SAT in Math and English Language Arts.



## Success by Student Group

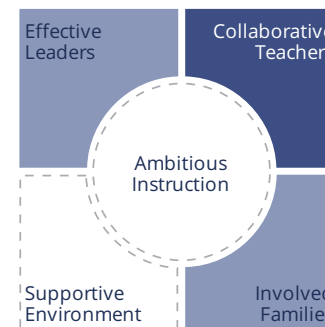
This display shows PARCC performance levels for each student group. No data is shown for groups with fewer than 10 students.



## Student Characteristics

White	12%	Low Income	100%
Black	12%	English Learners	54%
Hispanic	58%	With Disabilities	9%
Asian	0%	Homeless	3%
American Indian	0%		
Two or More Races	18%		
Pacific Islander	0%		

## School Environment



The **5Essentials Survey** allows students in grades 6-12 and all teachers to share their perspectives on essential conditions for learning. The anonymous survey consists of 5 components.

- Most implementation
- More implementation
- Average implementation
- Less implementation
- Least implementation
- Not Applicable/Low Response

### Response Rates

Students	-
Teachers	100%

### Average Effective Leaders

Do principals and teachers implement a shared vision for success?

### More Collaborative Teachers

Do teachers collaborate to promote professional growth?

### Ambitious Instruction

Are the classes challenging and engaging?

### Supportive Environment

Is the school safe, demanding, and supportive?

### Average Involved Families

Does the entire staff build strong external relationships?

## Student Attendance and Mobility

### Attendance Rate

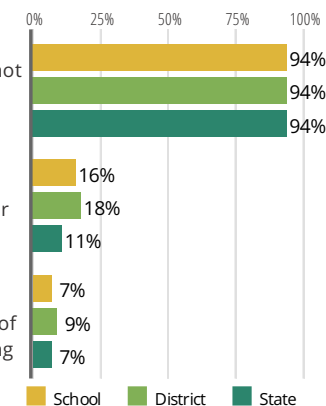
Rate at which students are present at school, not including excused or unexcused absences

### Chronic Truancy Rate

Percentage of students who have been absent without valid reasons for 5% or more of regular school days

### Student Mobility

Percentage of students who transfer in or out of the school during the school year, not including graduates





# THOMAS JEFFERSON ELEM SCHOOL

## School Highlights

### Academic Courses

In addition to a rigorous core curriculum which prepares students for college & careers, Thomas Jefferson offers a variety of programs. These include Academic Enrichment, Band, Bilingual Programs/Support, Deaf and Hard of Hearing Programs, ESL Support, Orchestra and Special Education Support.

### Physical Education, Heath and Wellness

Students participate in physical education classes which focus on life-long fitness and wellness. Our Health curriculum and instruction is provided at each grade level.

### Other Programs and Activities

Thomas Jefferson offers a variety of supplemental programs and activities, including Family Nights, Parent Teacher Organization sponsored events, and Young Rembrandt's Art Program.

### School Awards

Thomas Jefferson has the honor of receiving several prestigious awards and accolades. These include: Adequate Yearly Progress 2013, Academic Improvement Award 2009, Illinois Spotlight School 2009, Illinois Spotlight School 2007, Illinois Spotlight School 2006.

### Career Development Courses and Programs

A rigorous elementary curriculum with an emphasis on 21st Century Skills and the integration of technology with instruction prepares students for college & careers.

### Athletics

During recess, our students are able to participate in the Walking Track Club. The goal is to motivate students to walk as many miles they can over the school year.

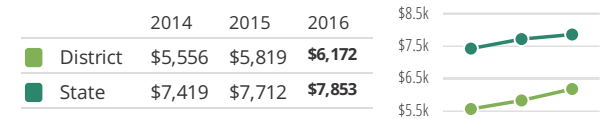
### School Personnel Resources

Bilingual Education Teacher, English as a Second Language Teacher, Paraprofessional, Special Education Teacher

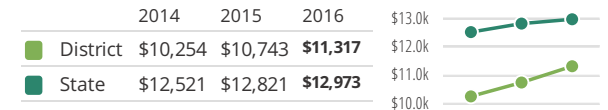
### Facilities

## District Finance

**Instructional Spending per Pupil** includes only the activities directly dealing with the teaching of students or the interaction between teachers and students.



**Operational Spending per Pupil** includes all costs for overall operations in this school's district, including Instructional Spending, but excluding summer school, adult education, capital expenditures, and long-term debt payments.



## Educator Measures

This school has had **3 principal(s)** over the past 6 years. In the last three years, an average of **88% of teachers** return to this school each year.

## FOR MORE INFORMATION

Visit [IllinoisReportCard.com](http://IllinoisReportCard.com) to see additional details about each item of information for this school. There you will find charts spanning multiple years, detailed explanations, resources, more of the school's programs and activities, and powerful tools that let you dig deeper into data.

Most of this data has been collected by ISBE from school districts through data systems. Some information, such as the School Highlights, is entered directly by principals and can be updated throughout the year.