

Joliet Public Schools District 86

2022/2023 Mail Survey Results

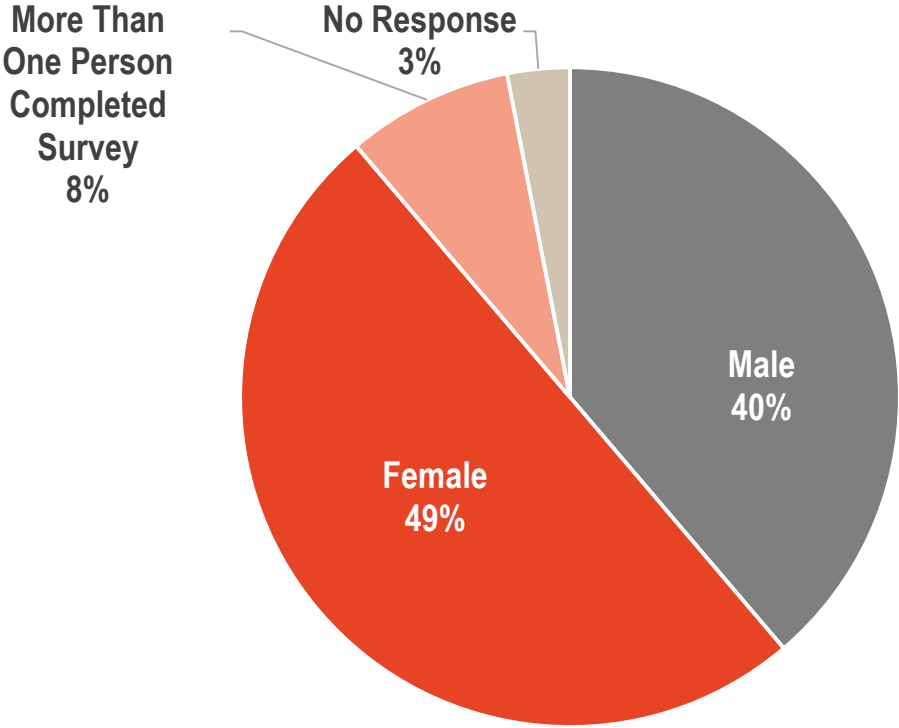
Joliet Public Schools District 86

Introduction, Purpose & Approach

- The mail survey served as an invitation for public reaction to a possible bond referendum that Joliet Public Schools District 86 is considering placing on the April 4, 2023 ballot. The survey was mailed to all registered voter households in District 86.
- The survey included 18 questions and was presented in both English and Spanish. A QR code was provided on the printed version of the survey which linked to an online option (also available in English and Spanish).
- The questionnaire served as a tool for collecting public input and understanding the general tone of the public's receptiveness to the issue presented. The overall summaries and conclusions drawn in this report are therefore not presented as predictors of an issue's likely success or failure at the polls. They are only presented to aid the District with another means for collecting community input and initial reaction to the funding proposal.
- Beyond Your Base acknowledges that this particular questionnaire functions as an opportunity to disseminate information and as an information-gathering tool, and in no way represents a scientific survey, or one that estimates statistical margin of error. The chief distinction is that this questionnaire was returned in lieu of people attending a public hearing (a non-representative sample of the *registered voter* population) as opposed to the returns representing a *scientific sub-sample* of the registered voter population.
- As of January 5, 2023, a total of 500 surveys had been returned and included in the crosstabs that were prepared. An additional 208 surveys were received from January 6-9, which were included in the ballot question results (Page 18). Demographics of the additional 208 respondents were almost identical to the first 500.



Gender of Survey Respondents



April 2023 Likely Voters:
Male 48%
Female 52%


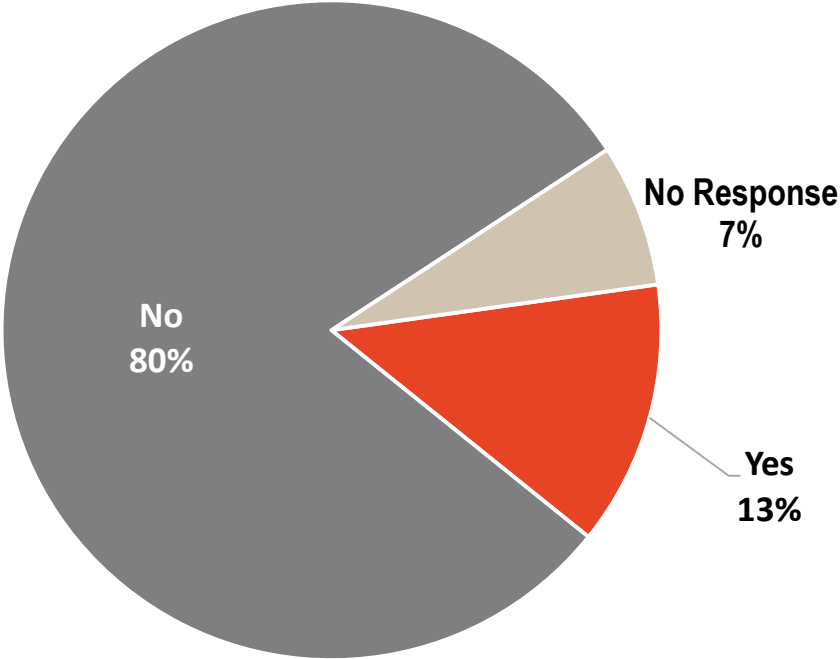


Age of Survey Respondents

Age	Likely Voters (April 2023)	Survey Respondents
18-24	6%	2%
25-34	7%	5%
35-44	11%	10%
45-54	15%	11%
55-64	22%	21%
65+	39%	50%
No Response		4%

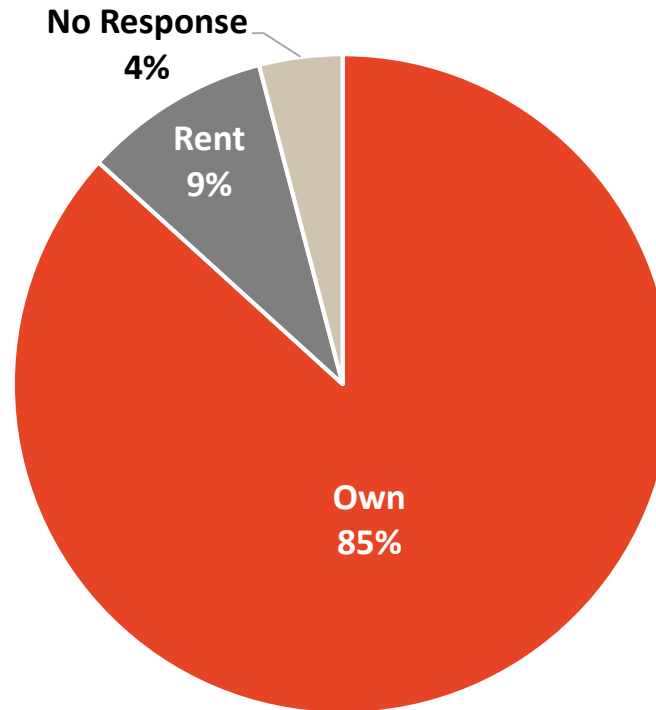


Children Attending a District 86 School



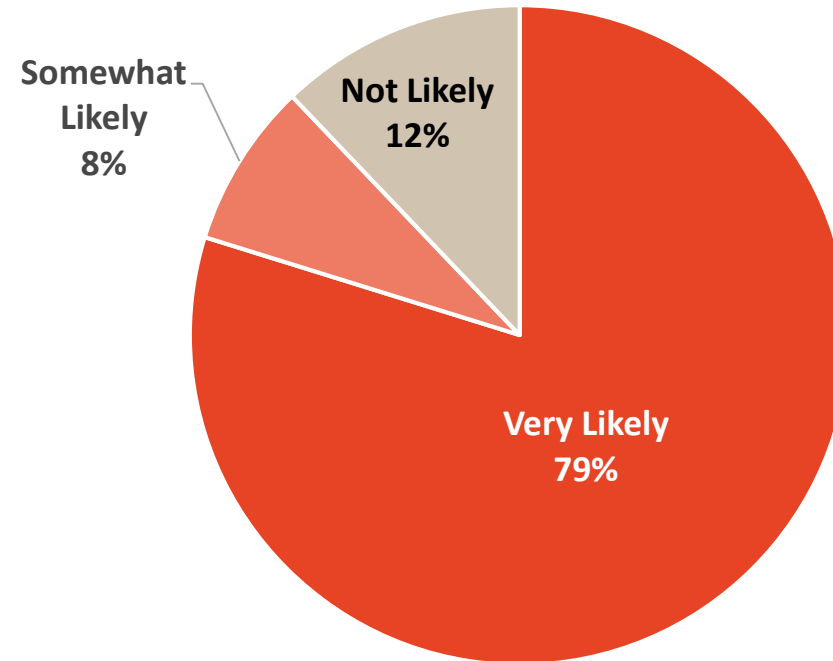
Home Ownership

Do you own or rent your home?

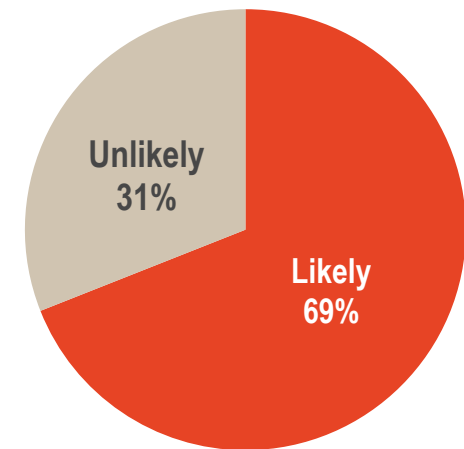


Likelihood of Participating in April 2023 Election

How likely are you to vote in the April 4, 2023 Consolidated General Election?


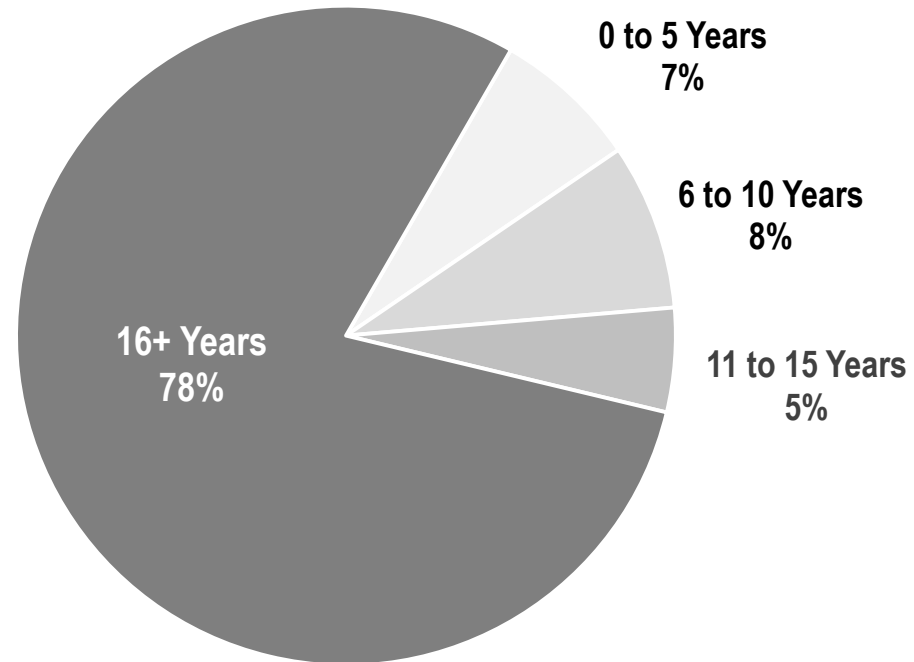


Likelihood of Voting in April 2023 Election from File



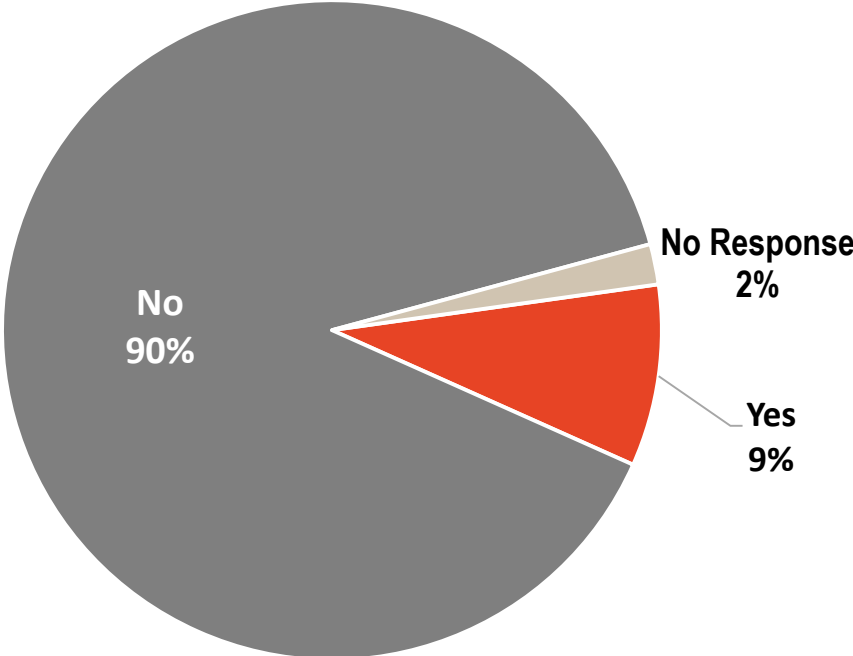
Duration of District Residency

How long have you lived in the District?



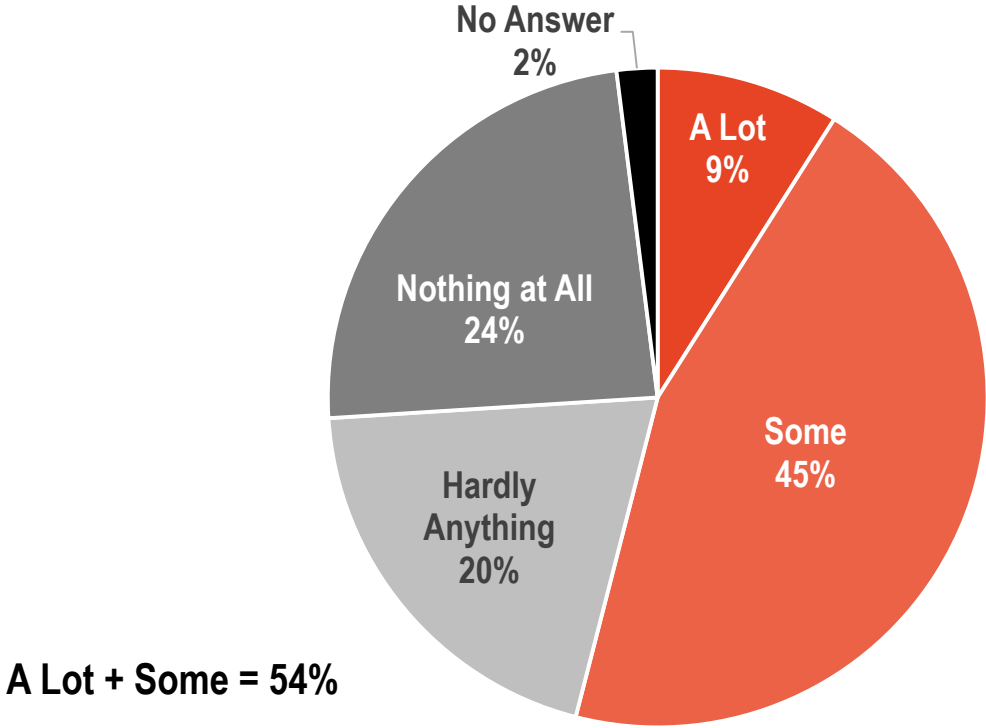
District 86 Employee

Are you, or is any member of your family, an employee of District 86?



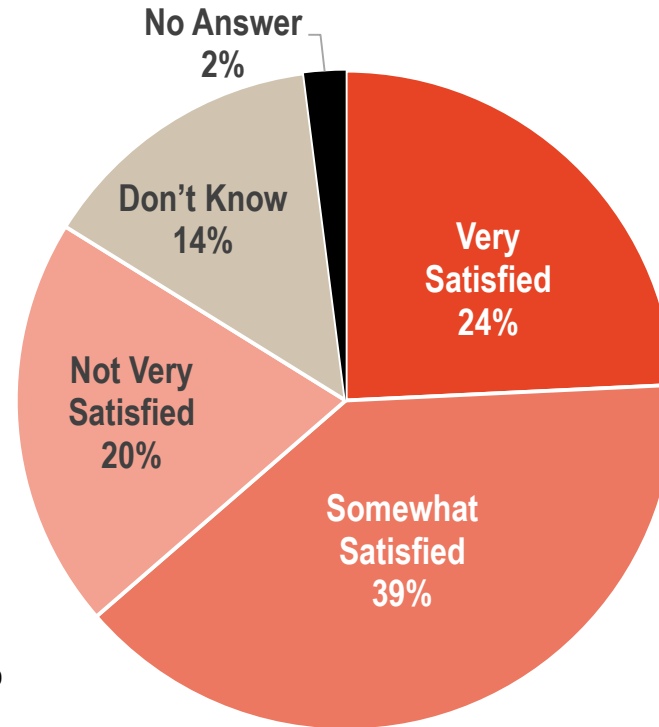
Level of Awareness of Funding Proposal

Before receiving the enclosed information, how much had you read, seen or heard about the bond referendum proposal being considered by District 86?



Satisfaction Level with Amount of Information Received

How satisfied are you with the amount of information you have received regarding District 86's facility improvement proposal?



Very + Somewhat Satisfied = 63%



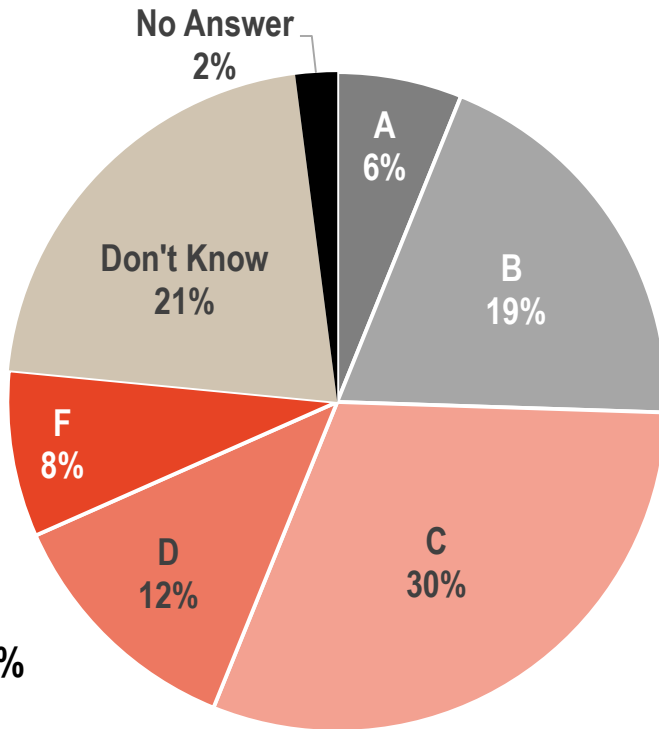
Grade the District and the District's Facilities

District

Schools often use the letter grades A, B, C, D, or F to grade students. If you had the chance to grade District 86, what letter grade would you give the District?

Hybrid Poll Comparison

4% A
23% B
41% C
14% D
7% F
10% Don't Know
0% Refused



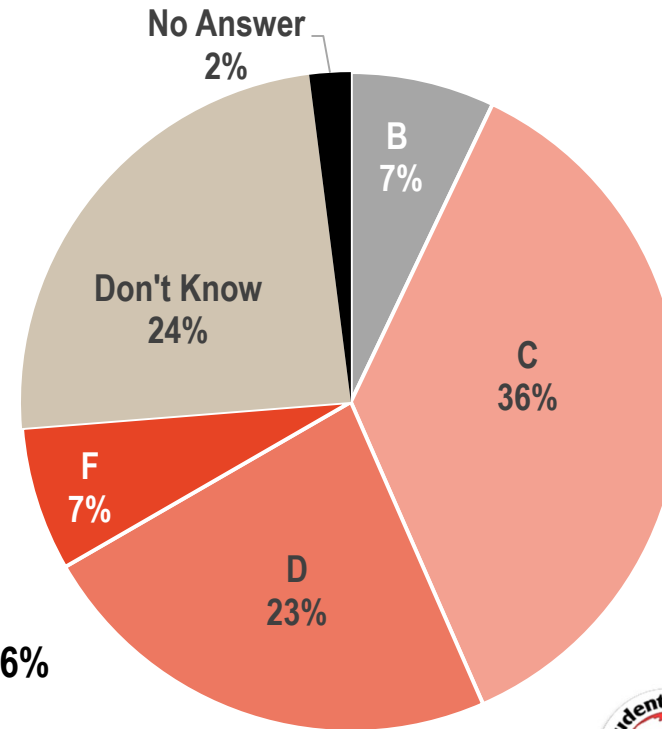
A + B = 25%
C + D + F = 50%

District's Facilities

What letter grade would you give the condition of District 86's school buildings?

Hybrid Poll Comparison

4% A
10% B
26% C
15% D
4% F
41% Don't Know
1% Refused

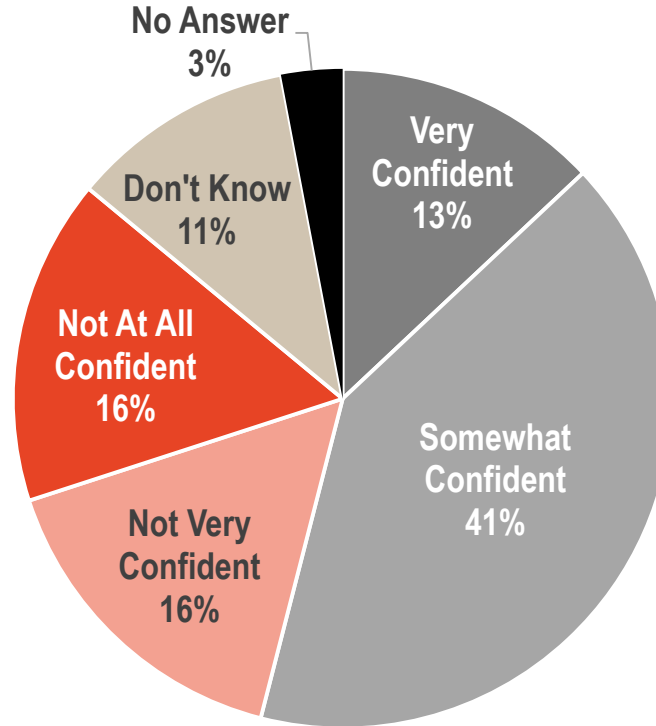


A + B = 7%
C + D + F = 66%



Confidence in Handling Taxpayers' Money Wisely

How confident are you that District 86 is handling taxpayers' money wisely?



Very + Somewhat Confident = 54%
Not at All + Not Very Confident = 32%

Hybrid Poll Comparison

7% Very Confident
41% Somewhat Confident
25% Not Very Confident
17% Not At All Confident
9% Don't Know

Very + Somewhat Confident = 48%
Not at All + Not Very Confident = 42%

Priority on Parts of Bond Proposal

District 86’s proposed bond referendum would fund school building improvements districtwide. On a scale of 1 to 5, with 1 being “Low Priority” and 5 being “High Priority,” what priority should be placed on funding each of the following items?

Priority on Funding Parts of Proposal	Low Priority (1)	(2)	(3)	(4)	High Priority (5)	(4) + (5)
Updating or replacing heating, ventilation, and air-conditioning systems that have reached the end of their useful life.	3%	3%	8%	19%	63%	82%
Improving security features, including adding or replacing security cameras, access controls, and PA/intercom systems.	4%	3%	10%	19%	61%	80%
Addressing plumbing, electrical, lighting, and technology infrastructure needs.	3%	3%	12%	22%	57%	79%
Renovating outdated bathrooms and improving doors and hardware to address Americans with Disabilities Act (ADA) compliance issues.	4%	5%	12%	23%	53%	76%
Making exterior building improvements, including roofing and window repairs or replacement.	5%	4%	19%	29%	41%	70%

Percentages may not equal 100% due to rounding and not presenting percentages tied to no answer.

Hybrid Poll Comparison

1. Security (79%), 2. HVAC (77%), 3. Plumbing/Electrical (73%), 4. ADA (72%), 5. Exteriors (69%), 6. Technology (51%), 7. Parking/Other (40%), 8. Jefferson Addition (40%), 9. Gompers 34%, 10. Hufford 33%.



Priority on Parts of Bond Proposal (Cont.)

Priority on Funding Parts of Proposal	Low Priority (1)	(2)	(3)	(4)	High Priority (5)	(4) + (5)
Making critical technology infrastructure improvements at Jefferson Elementary School , including replacing and upgrading networking equipment.	9%	10%	24%	26%	28%	54%
Building a new Hufford Junior High School to replace the existing school on its existing site. (NOTE: New school would be completed before existing school is demolished to make way for new ballfields.)	19%	9%	18%	19%	32%	51%
Building a new Gompers Junior High School to replace the existing school on its existing site. (NOTE: New school would be completed before existing school is demolished to make way for new ballfields.)	18%	10%	18%	18%	31%	49%
Repairing or replacing parking lots , sidewalks, playgrounds, and sports fields.	10%	9%	28%	26%	23%	49%
Adding four new classrooms and a new multipurpose/gymnasium space at Jefferson Elementary School.	12%	10%	27%	22%	25%	47%

Percentages may not equal 100% due to rounding and not presenting percentages tied to no answer.

Hybrid Poll Comparison

1. Security (79%), 2. HVAC (77%), 3. Plumbing/Electrical (73%), 4. ADA (72%), 5. Exteriors (69%), 6. Technology (51%), 7. Parking/Other (40%), 8. Jefferson Addition (40%), 9. Gompers 34%, 10. Hufford 33%.



Statements in Favor of the Proposal

Following are some of the statements people have made IN FAVOR of the facility improvements being considered by District 86. On a scale of 1 to 5, with 1 being “Not At All Convincing” and 5 being “Very Convincing,” how would you rate each of the following statements as a reason for the Board of School Inspectors to seek the referendum?

Arguments in Favor of the Bond Proposal	Not At All Convincing (1)	(2)	(3)	(4)	Very Convincing (5)
Students should be as safe as possible while at school. It makes sense to add security cameras, strengthen access controls, and replace aging fire alarms and PA systems.	3%	3%	9%	16%	67%
Schools should be fully accessible for students, parents, teachers, and visitors who are physically disabled.	4%	2%	12%	16%	63%
Addressing school building improvements districtwide—without increasing the current tax rate—is a fair and reasonable request.	9%	4%	12%	18%	54%
Replacing outdated electrical, plumbing, and mechanical systems saves taxpayers dollars by reducing emergency repairs and improving energy efficiency.	6%	3%	14%	21%	53%
All 21 schools in District 86 would benefit from the proposed improvements, as well as the District’s more than 9,800 students.	8%	5%	16%	18%	50%
Providing students with access to updated classrooms and science labs that leverage technology and prepare students for college and the workforce is critical.	6%	6%	14%	24%	49%

Percentages may not equal 100% due to rounding and not presenting percentages tied to no answer.



Joliet Public Schools District 86



Statements Against the Proposal

Following are some arguments people have made AGAINST the facility improvements being considered by District 86. On a scale of 1 to 5, with 1 being “Not At All Convincing” and 5 being “Very Convincing,” how would you rate each of the following arguments as a reason for the Board of School Inspectors not to seek the referendum?

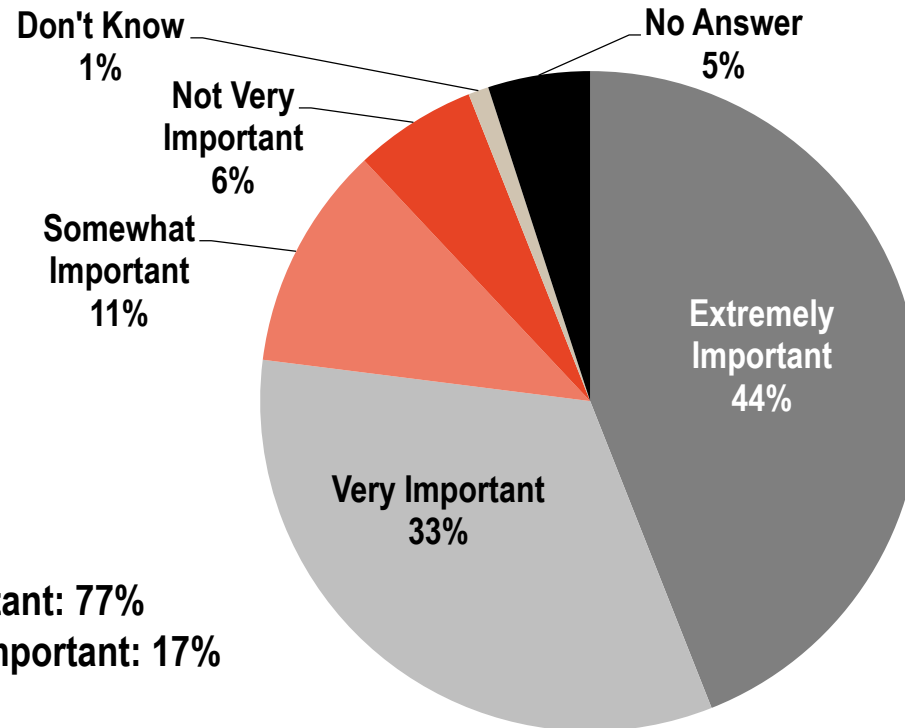
Arguments Against the Bond Proposal	Not At All Convincing (1)	(2)	(3)	(4)	Very Convincing (5)
District 86 should have been putting funds aside for its needed building improvements.	16%	10%	19%	16%	34%
The District should update a few schools at a time over many years rather than updating all of them over a few years.	23%	12%	25%	14%	22%
It seems like District 86 is trying to do too much at once, even if it can be done without a tax rate increase.	26%	15%	21%	14%	20%
District 86 should let taxes decrease instead of trying to address districtwide school building improvements by maintaining the existing tax rate.	35%	12%	20%	9%	20%
While it would be more expensive, District 86 should be replacing many of its aging school buildings versus repairing and renovating them.	26%	12%	31%	12%	15%
Any additional funding should be focused on teachers and not buildings.	27%	14%	33%	10%	11%

Percentages may not equal 100% due to rounding and not presenting percentages tied to no answer.



Impact of Awareness of Debt Expiring

Because District 86 has debt that is expiring, the proposed \$99.5 million for school building and site improvements could be funded without increasing the current tax rate.
How important is this fact when considering your level of support for the funding proposal?

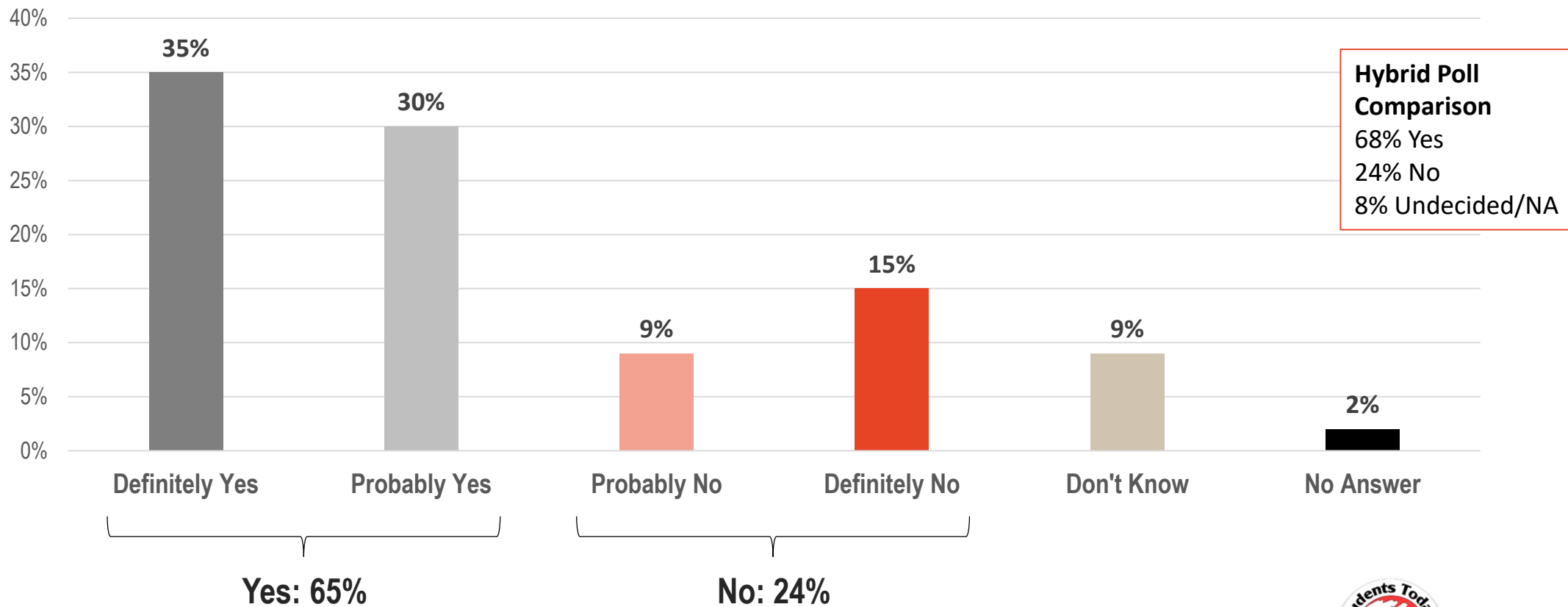


Extremely + Very Important: 77%
Somewhat + Not Very Important: 17%



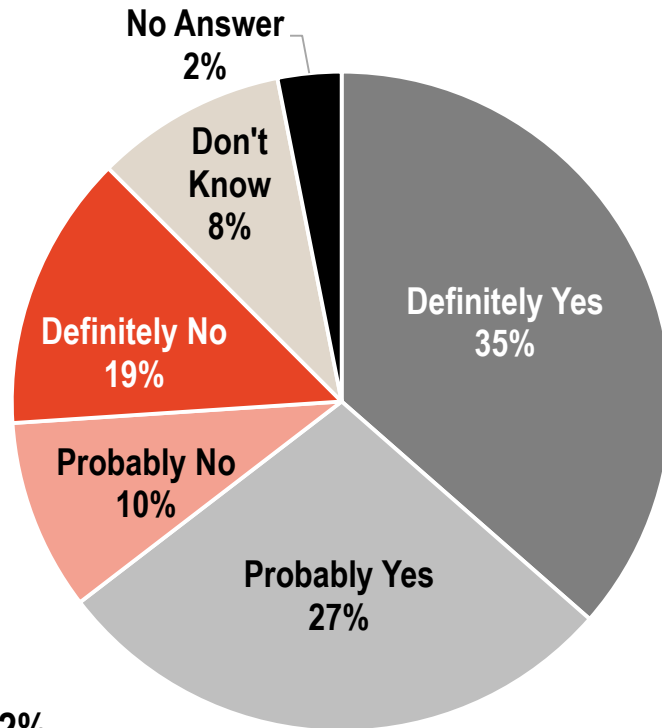
Ballot Question

If a local election were held today, would you vote “yes” in favor of, or “no” to oppose, a \$99.5 million referendum to address facility and site improvements to Joliet Public Schools District 86, including installing security access controls; replacing roofs, plumbing and electrical systems; improving heating, ventilation and air conditioning systems; renovating science labs, classrooms and other instructional spaces; updating technology infrastructure; increasing accessibility under the Americans with Disabilities Act; building and equipping two junior high schools; building and equipping an elementary school building addition; and issue bonds of said School District to the amount of \$99,500,000 for the purpose of paying the costs thereof?



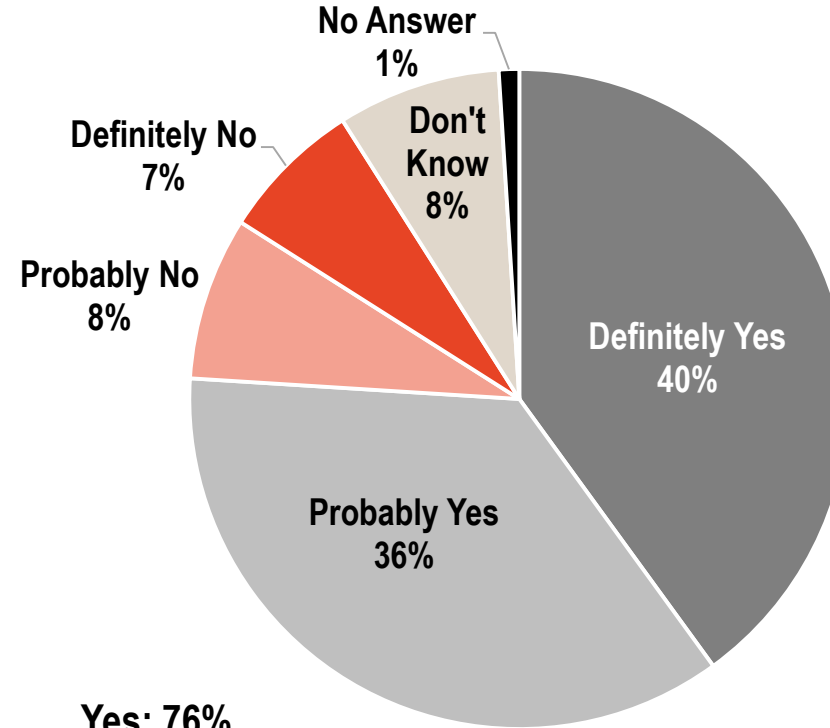
Support for Bond Proposal: Gender

Male



Yes: 62%
No: 29%

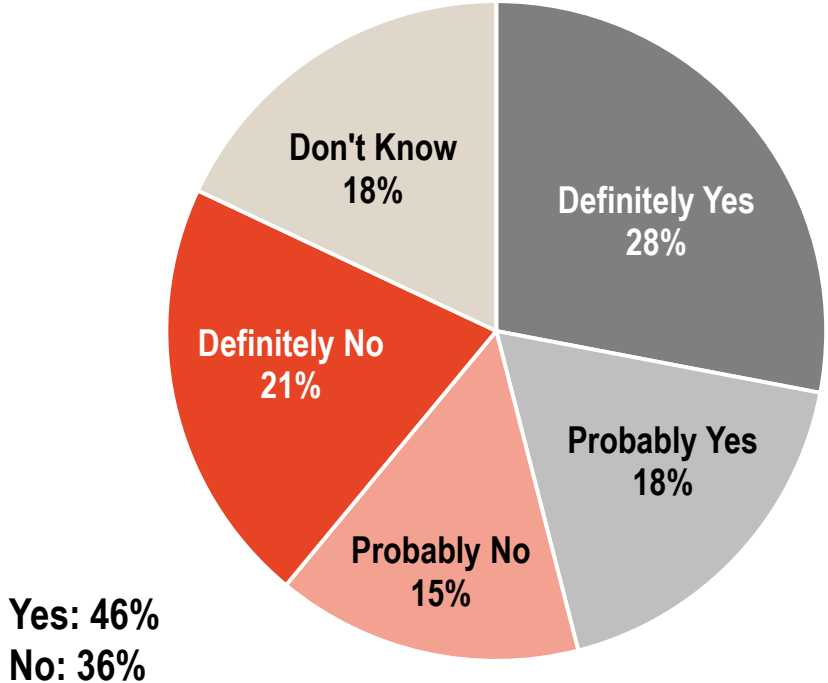
Female



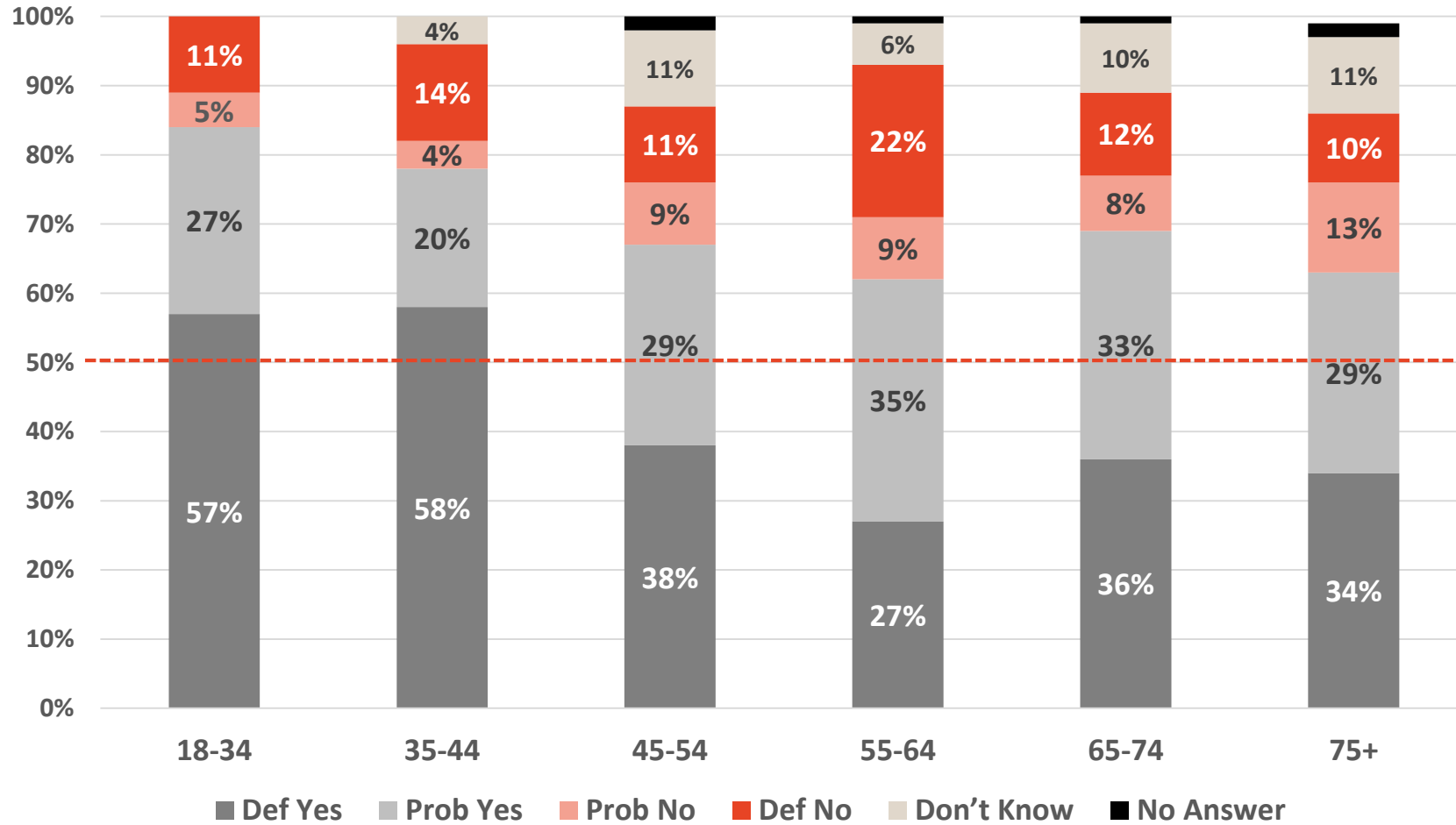
Yes: 76%
No: 15%

Support for Bond Proposal: Gender (cont.)

More Than One Person in Household Responded to Survey

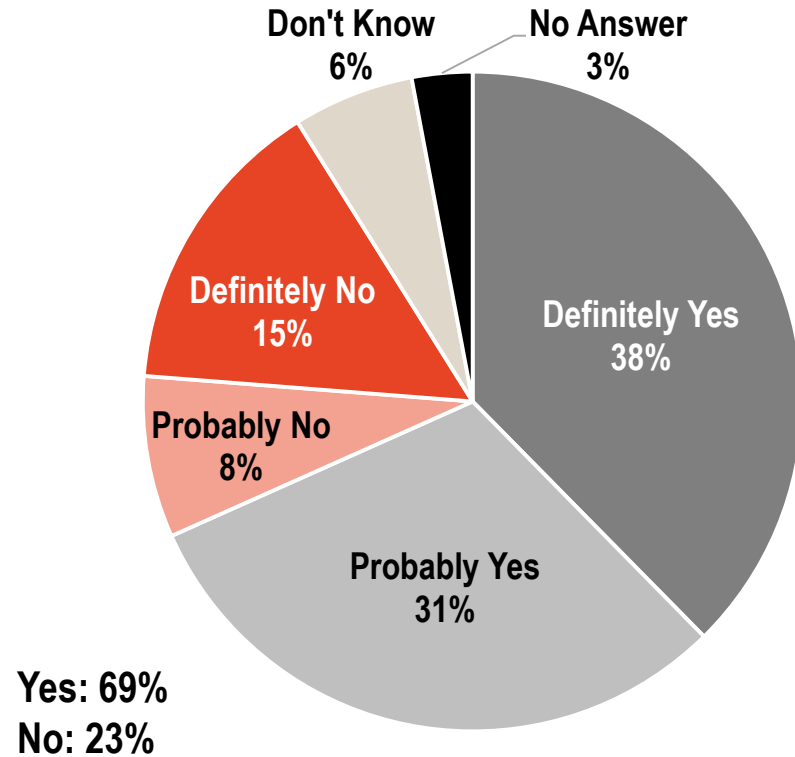


Support for Bond Proposal: Age

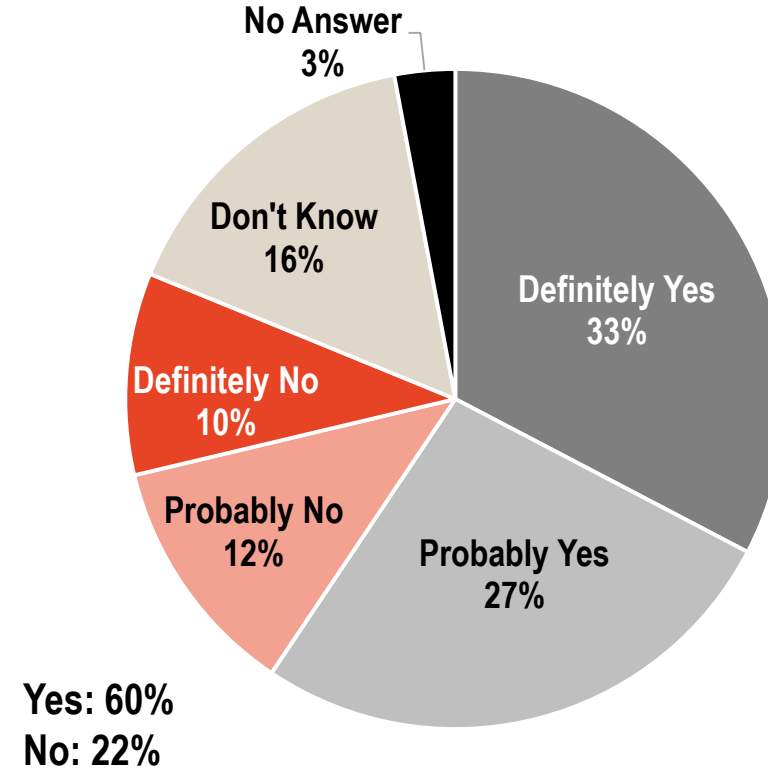


Support for Bond Proposal: Likely Vs. Unlikely Voter

Likely (from File)

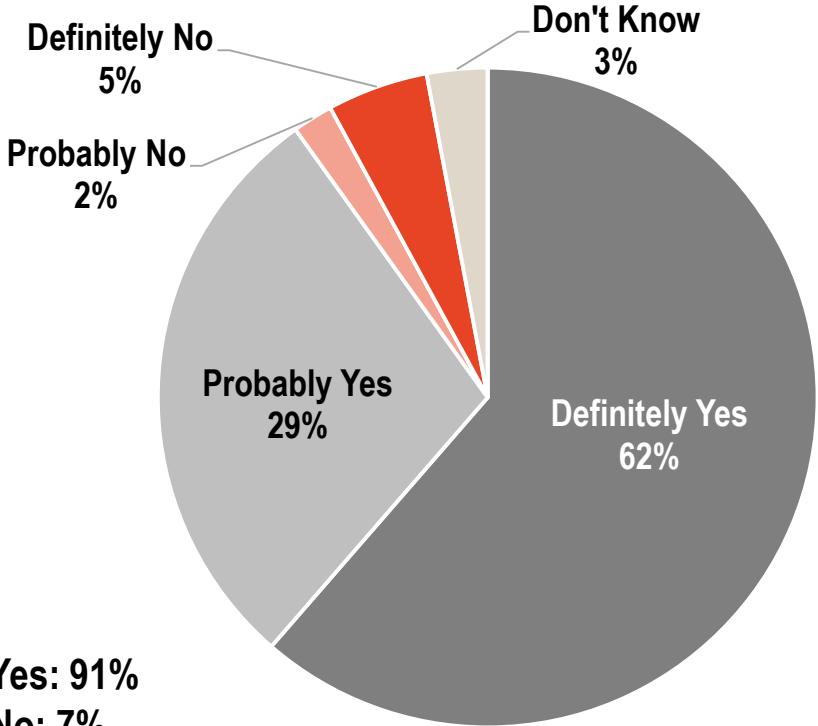


Unlikely (from File)

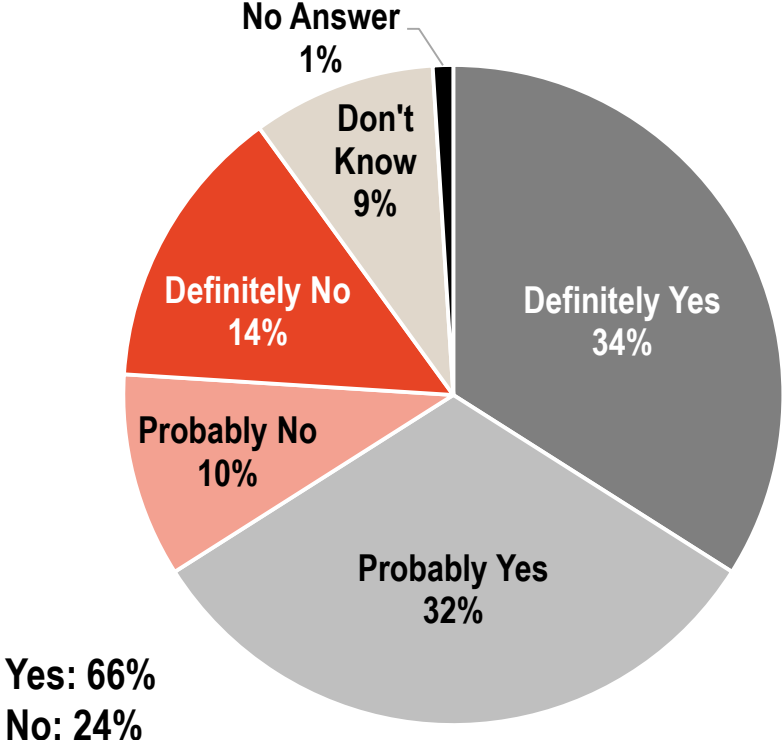


Support for Bond Proposal: Children Attending District 86 School

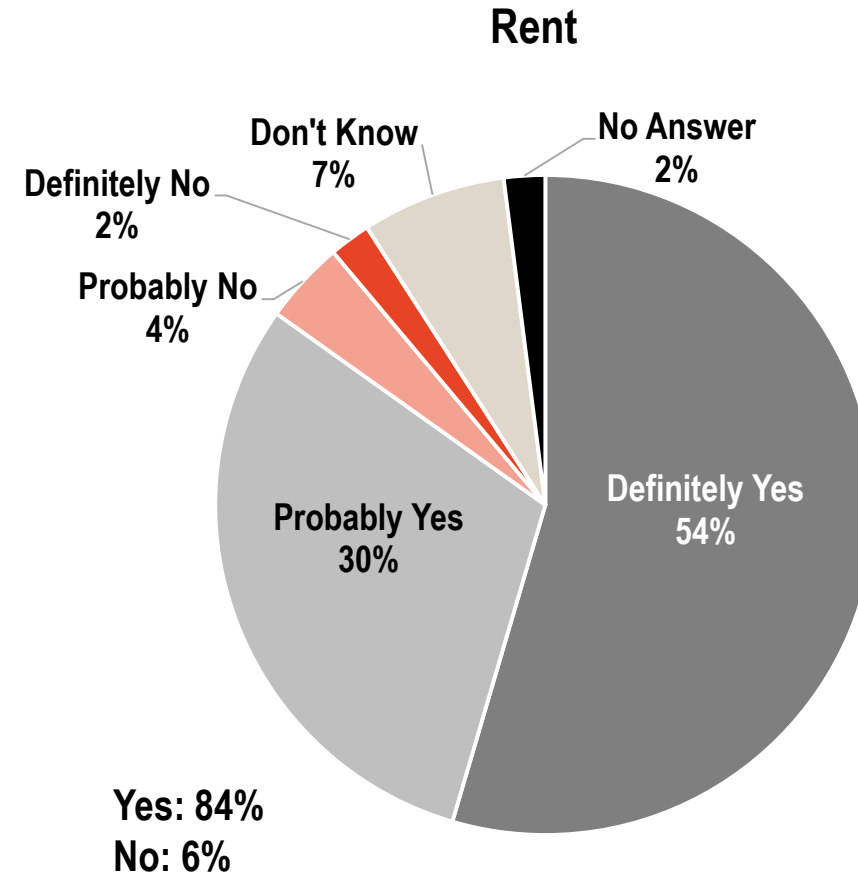
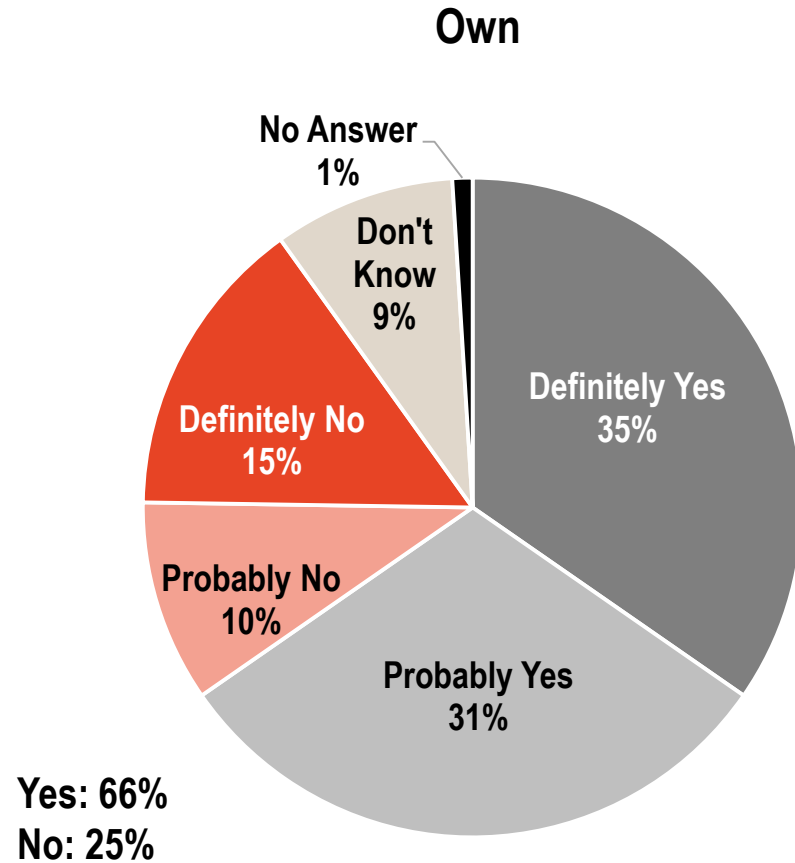
Child(ren) Attending



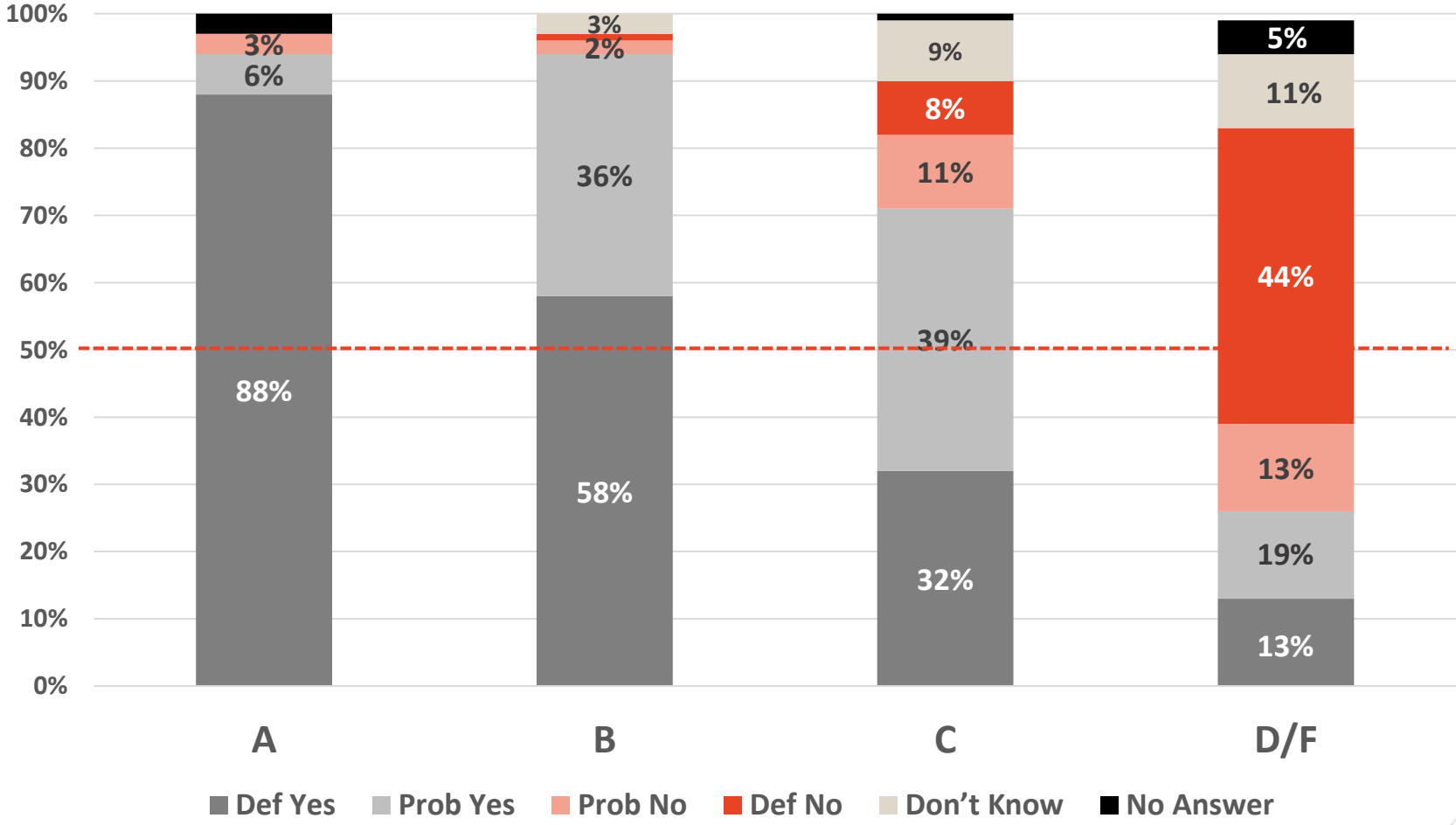
No Child(ren) Attending



Support for Bond Proposal: Home Ownership



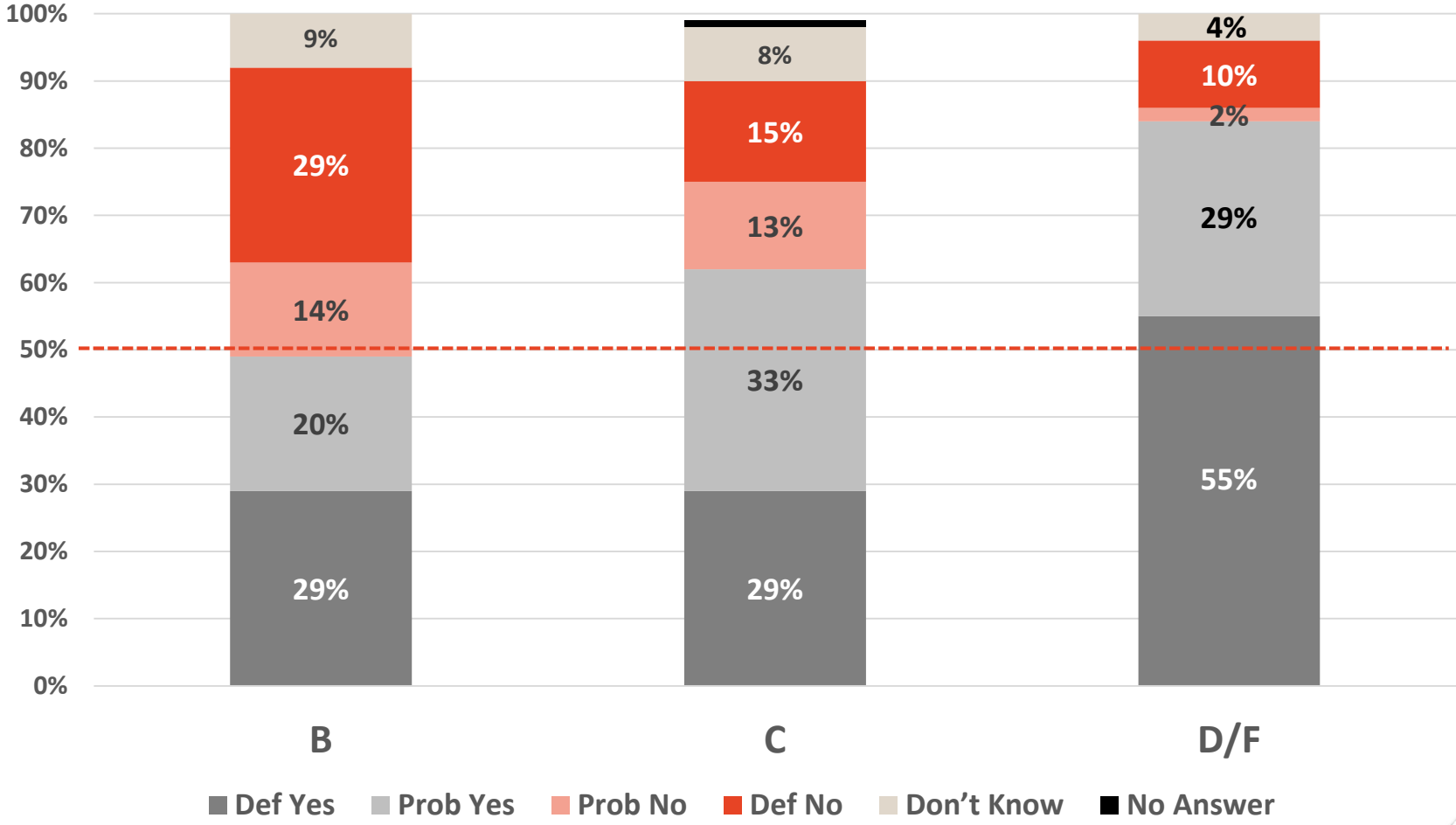
Support for Bond Proposal: District Grade



Page 25 Percentages may not equal 100% due to rounding.



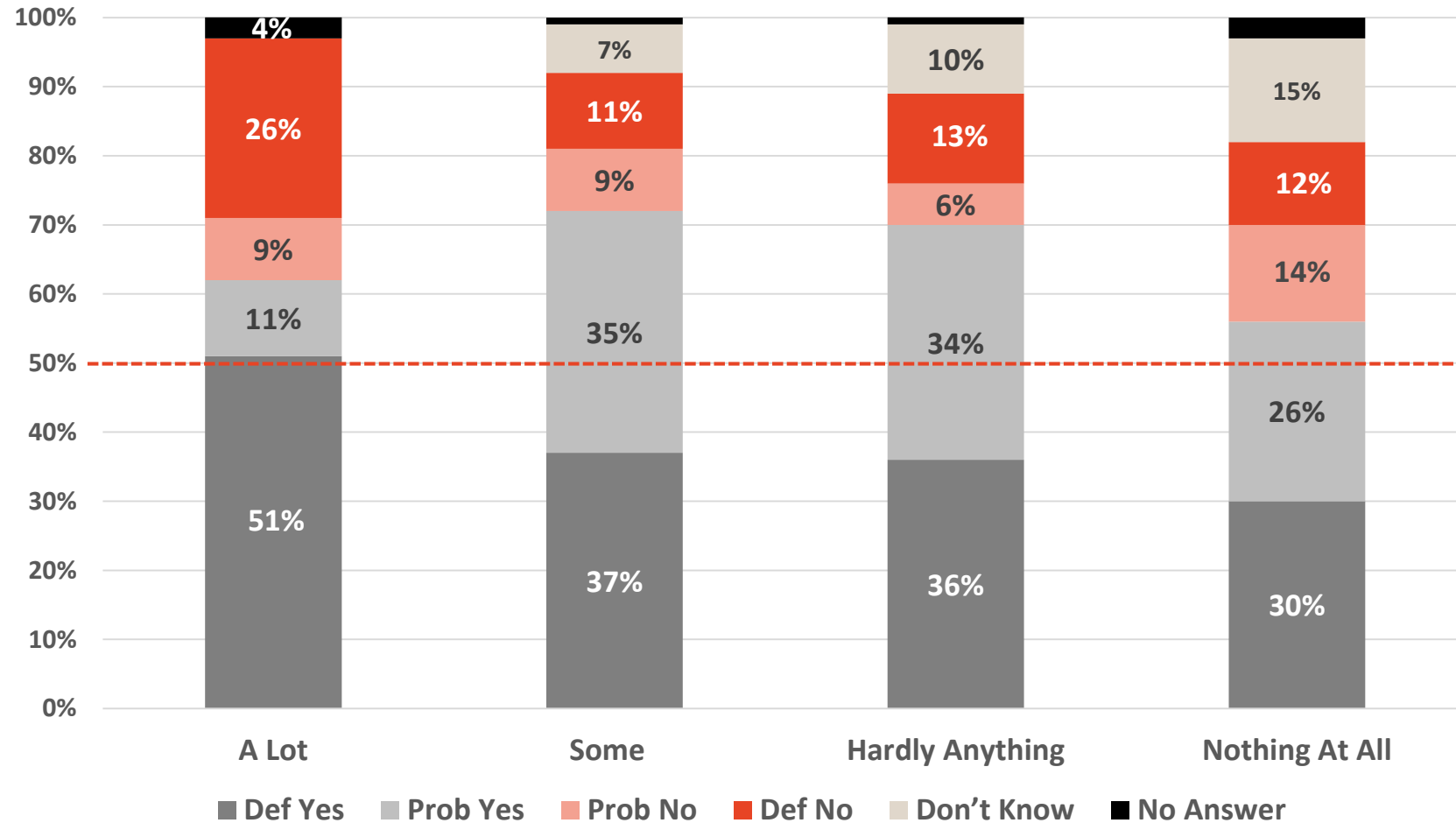
Support for Bond Proposal: Facilities Grade



Page 26 Percentages may not equal 100% due to rounding.




Support for Bond Proposal: Awareness of Proposal



Verbatims: Reasons Would Vote Yes

- Improvements are Needed Given Condition of Schools
- Addresses Health, Safety, and Security
- Protects Property Values / Benefits Students and Community
- Investment in Children / Investment in Education
- Trust Leadership
- Can be Addressed Without a Tax Rate Increase
- Benefits Both Students and Teachers
- The Longer We Wait the More it Will Cost
- Have School-Age Children Who Will Benefit



Verbatims: Reasons Would Vote No

- Prefer Reducing Taxes Vs. Facility Upgrades
- Don't Believe Tax Rate Will Stay the Same
- District Should Live Within Its Means
- Concerned About Oversight of Improvements
- Focus on Programs and Outcomes Before Facilities
- Scope Too Big
- Need Additional Details
- Do Not Have School-Age Children



Summary of Results

- Compared to likely voters for the April 2023 Consolidated General Election, voters 18 to 64 were underrepresented and voters 65 and older were overrepresented.
- There is modest awareness of the District's bond proposal, with 54% of respondents having read, seen, or heard a lot or some about the funding proposal, and 63% very satisfied or somewhat satisfied with the amount of information received.
- Most respondents appear to understand the capital facility needs at play, with 66% giving the District's facilities a C, D or F grade.
- Respondents appear most supportive of capital improvements that address all schools versus some. They appear to fall into two tiers:
 - ✓ **First Tier:**
 - HVAC
 - Security
 - Plumbing, Electrical, Lighting, Technology Infrastructure
 - ADA
 - Roofing, Windows
 - ✓ **Second Tier:**
 - Jefferson Elementary Technology Upgrades
 - New Junior High Schools
 - Parking Lots, Sidewalks, Playgrounds, Sports Fields
 - Addition to Jefferson Elementary



Summary of Results (cont.)

- Arguments in favor of the possible bond referendum that resonated most with survey participants were tied to:
 - Keeping students safe
 - Ensuring schools are ADA accessible
 - Addressing upgrades without increasing the current tax rate
 - Previous proposal was reduced in scope, complexity, cost and tax impact
- Arguments against the possible bond referendum that resonated most with survey participants were tied to:
 - The idea that District 86 should have put funds aside for the proposed improvements
 - Scope of improvements too large



Summary of Results (cont.)

- The mail survey indicates strong support for the proposed referendum in its current form, with a total of 66% in support, 22% against and 9% undecided. Support intensity is stronger than opposition intensity (35% Definitely Yes vs. 15% Definitely No).
- Following are additional details regarding support levels for the proposed referendum across demographics:
 - Both female and male survey respondents support the referendum, with females most supportive
 - All age groups participating in the survey support the referendum, with respondents 18 to 44 years old most supportive
 - Both likely and unlikely voter respondents support the referendum, with likely voters most supportive
 - Respondents with school-age children in their home are by far the most supportive of all demographic groups, however, those without school-age children are still supportive
 - Both homeowners and renters support the referendum, with renters most supportive
- Previous mail surveys conducted by Paul Hanley of Beyond Your Base on behalf of Illinois school districts have consistently identified support levels for proposed referenda that were below the final results at the ballot box. The only instance in which this was not the case was for New Trier High School District in which the mail survey results exactly matched the support level on Election Day.

