



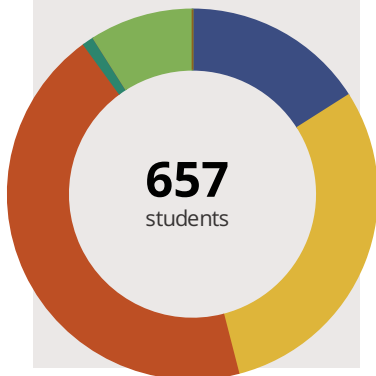
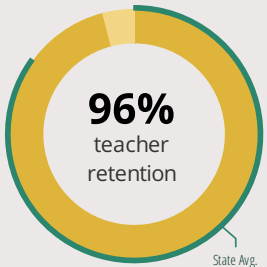
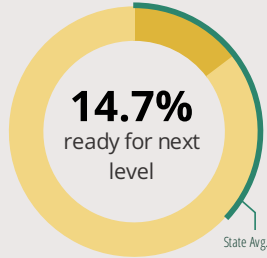
Lynne Thigpen Elem School

207 S Midland Ave Joliet, IL 60436 (815) 741-7629

Grades: K - 5
District: Joliet PSD 86

Principal: Krystal Rasmussen
Superintendent: Dr. Theresa Rouse

FAST FACTS



Academic Success

Elementary All Illinois students in grades 3-8 take the PARCC assessment each year. High school students take the SAT in Math and English Language Arts.

School	Fewer than 10 students
District	Fewer than 10 students
State	Fewer than 10 students

■ Did Not Meet
 ■ Partially Met
 ■ Approached
 ■ Met
 ■ Exceeded

Success by Student Group

This display shows PARCC performance levels for each student group. No data is shown for groups with fewer than 10 students.

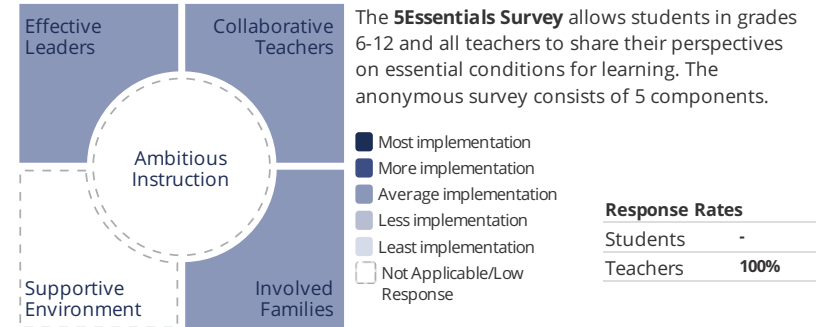
White	Fewer than 10 students
Black	Fewer than 10 students
Hispanic	Fewer than 10 students
Low Income	Fewer than 10 students
English Learners	Fewer than 10 students
With Disabilities	Fewer than 10 students

■ Did Not Meet
 ■ Partially Met
 ■ Approached
 ■ Met
 ■ Exceeded

Student Characteristics

■ White	16%	■ Low Income	100%
■ Black	30%	■ English Learners	14%
■ Hispanic	44%	■ With Disabilities	20%
■ Asian	1%	■ Homeless	3%
■ American Indian	0%		
■ Two or More Races	9%		
■ Pacific Islander	0%		

School Environment



Response Rates	
Students	-
Teachers	100%

Average Effective Leaders

Do principals and teachers implement a shared vision for success?

Average Collaborative Teachers

Do teachers collaborate to promote professional growth?

- Ambitious Instruction

Are the classes challenging and engaging?

- Supportive Environment

Is the school safe, demanding, and supportive?

Average Involved Families

Does the entire staff build strong external relationships?

Student Attendance and Mobility

Attendance Rate

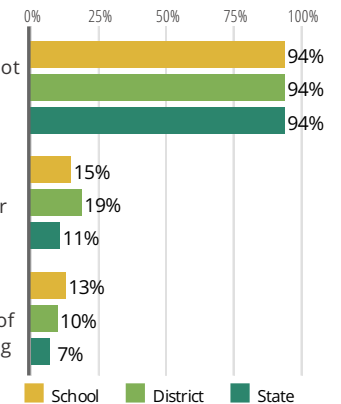
Rate at which students are present at school, not including excused or unexcused absences

Chronic Truancy Rate

Percentage of students who have been absent without valid reasons for 5% or more of regular school days

Student Mobility

Percentage of students who transfer in or out of the school during the school year, not including graduates





Lynne Thigpen Elem School

School Highlights

Academic Courses

Lynne Thigpen Elementary School's curriculum is based on the Common Core State Standards, the Next Generation Science Standards and the Illinois State Standards for Social Science. Grade level teams have designed units of instruction that integrate these learning targets into a cohesive curriculum plan.

Physical Education, Health and Wellness

Students participate in Physical Education with a certified PE teacher twice a week. On the remaining days, classroom teachers lead students in a variety of music and movement activities to foster better health and academic outcomes.

Other Programs and Activities

Lynne Thigpen Elementary School offers many ways for students, families and community members to get involved.

School Awards

Recent Awards and Recognition

Career Development Courses and Programs

Athletics

4th and 5th graders at Lynne Thigpen Elementary School have the opportunity to participate in our co-ed basketball program through a partnership with the YMCA.

School Personnel Resources

English as a Second Language Teacher, Paraprofessional, Special Education Teacher

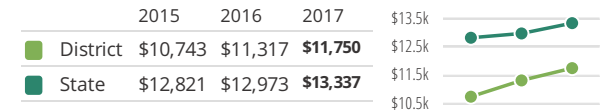
Facilities

District Finance

Instructional Spending per Pupil includes only the activities directly dealing with the teaching of students or the interaction between teachers and students.



Operational Spending per Pupil includes all costs for overall operations in this school's district, including Instructional Spending, but excluding summer school, adult education, capital expenditures, and long-term debt payments.



Educator Measures

This school has had **1 principal(s)** over the past 6 years. In the last three years, an average of **96% of teachers** return to this school each year.

FOR MORE INFORMATION

Visit IllinoisReportCard.com to see additional details about each item of information for this school. There you will find charts spanning multiple years, detailed explanations, resources, more of the school's programs and activities, and powerful tools that let you dig deeper into data.

Most of this data has been collected by ISBE from school districts through data systems. Some information, such as the School Highlights, is entered directly by principals and can be updated throughout the year.