



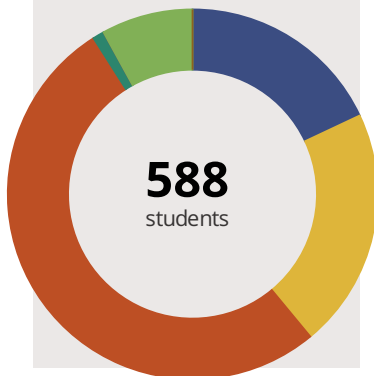
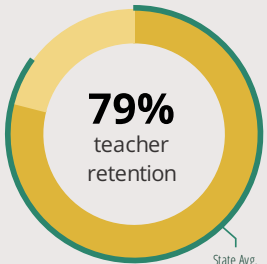
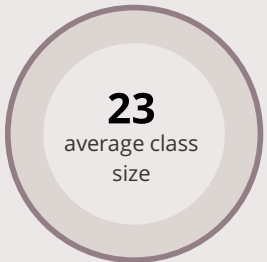
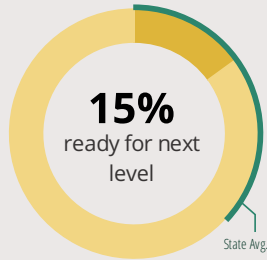
# Pershing Elem School

251 N Midland Ave Joliet, IL 60435 (815) 725-0986

Grades: K - 5  
District: Joliet PSD 86

Principal: Verneida Gee-Davis  
Superintendent: Dr. Theresa Rouse

## FAST FACTS



## Academic Success

Elementary All Illinois students in grades 3-8 take the PARCC assessment each year. High school students take the SAT in Math and English Language Arts.

<b>School</b>	Fewer than 10 students
<b>District</b>	Fewer than 10 students
<b>State</b>	Fewer than 10 students

■ Did Not Meet 
 ■ Partially Met 
 ■ Approached 
 ■ Met 
 ■ Exceeded

## Success by Student Group

This display shows PARCC performance levels for each student group. No data is shown for groups with fewer than 10 students.

<b>White</b>	Fewer than 10 students
<b>Black</b>	Fewer than 10 students
<b>Hispanic</b>	Fewer than 10 students
<b>Low Income</b>	Fewer than 10 students
<b>English Learners</b>	Fewer than 10 students
<b>With Disabilities</b>	Fewer than 10 students

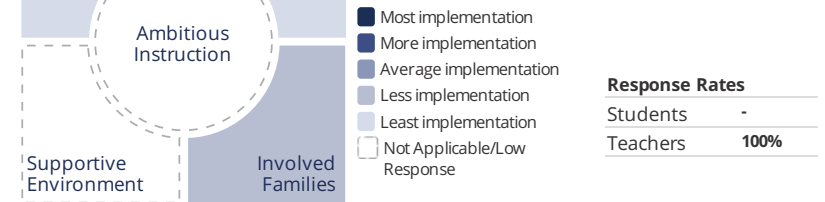
■ Did Not Meet 
 ■ Partially Met 
 ■ Approached 
 ■ Met 
 ■ Exceeded

## Student Characteristics

<span style="color: blue;">■</span> White	18%	<span style="color: lightgrey;">■</span> Low Income	100%
<span style="color: yellow;">■</span> Black	21%	<span style="color: lightgrey;">■</span> English Learners	16%
<span style="color: red;">■</span> Hispanic	52%	<span style="color: lightgrey;">■</span> With Disabilities	13%
<span style="color: teal;">■</span> Asian	1%	<span style="color: lightgrey;">■</span> Homeless	4%
<span style="color: purple;">■</span> American Indian	0%		
<span style="color: green;">■</span> Two or More Races	8%		
<span style="color: brown;">■</span> Pacific Islander	0%		

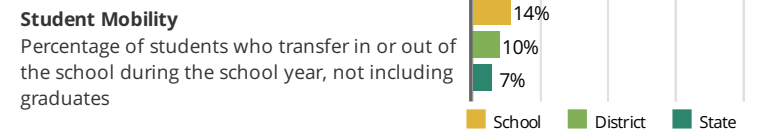
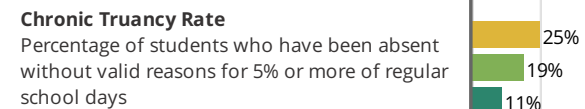
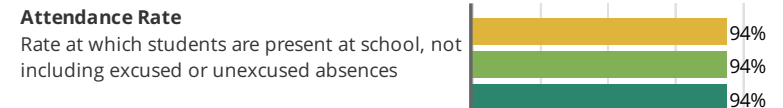
## School Environment

The **5Essentials Survey** allows students in grades 6-12 and all teachers to share their perspectives on essential conditions for learning. The anonymous survey consists of 5 components.



- Least Effective Leaders**  
Do principals and teachers implement a shared vision for success?
- Least Collaborative Teachers**  
Do teachers collaborate to promote professional growth?
- Ambitious Instruction**  
Are the classes challenging and engaging?
- Supportive Environment**  
Is the school safe, demanding, and supportive?
- Less Involved Families**  
Does the entire staff build strong external relationships?

## Student Attendance and Mobility





# Pershing Elem School

## School Highlights

### Academic Courses

In addition to a rigorous core curriculum which prepares students for a college & careers, Pershing offers a variety of programs. These include Academic Enrichment, Band/ Orchestra, ESL support, Special Education support as well as, Math and Reading intervention support for students who may require it.

### Physical Education, Health and Wellness

Students participate in physical education classes which focus on life-long fitness and wellness. Our Health curriculum and instruction is provided at each grade level

### Other Programs and Activities

Pershing Elementary offers a variety of supplemental programs and activities, including: after school care through KinderCare and YMCA, Family Nights, Parent Teacher Organization sponsored events, Young Rembrandts and mentor programs for at risk students.

### School Awards

Pershing as the honor of receiving several prestigious awards and accolades. These include: Adequate Yearly Progress Awards, Academic Improvement Awards, District Recognition for excellent attendance.

### Career Development Courses and Programs

A rigorous elementary curriculum with an emphasis on 21st century skills and the integration of technology with instruction prepares students for college and careers.

### Athletics

We partner with our Joliet Park District to offer our families afterschool programs like soccer, basketball and hip-hop dancing. In addition, we partner with our local YMCA. Our partnership with the YMCA allows Pershing students in 4th and 5th grade to participate on a Pershing basketball team.

### School Personnel Resources

Pershing Elementary is fortunate to have additional school personnel to support the education of our students, these include: Math and Reading Instructional Coaches, School Social Worker, Speech Pathologist, Speech Pathologist Intern, School Psychologist, English as a Second Language Teacher, Reading Intervention Paraprofessionals, School Librarian

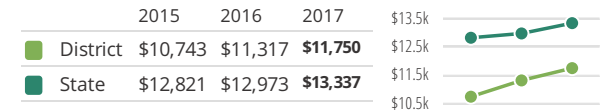
### Facilities

## District Finance

**Instructional Spending per Pupil** includes only the activities directly dealing with the teaching of students or the interaction between teachers and students.



**Operational Spending per Pupil** includes all costs for overall operations in this school's district, including Instructional Spending, but excluding summer school, adult education, capital expenditures, and long-term debt payments.



## Educator Measures

This school has had **3 principal(s)** over the past 6 years. In the last three years, an average of **79% of teachers** return to this school each year.

## FOR MORE INFORMATION

Visit [IllinoisReportCard.com](http://IllinoisReportCard.com) to see additional details about each item of information for this school. There you will find charts spanning multiple years, detailed explanations, resources, more of the school's programs and activities, and powerful tools that let you dig deeper into data.

Most of this data has been collected by ISBE from school districts through data systems. Some information, such as the School Highlights, is entered directly by principals and can be updated throughout the year.