



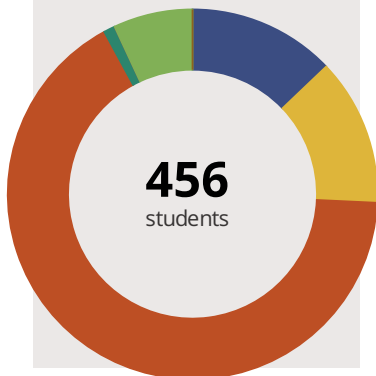
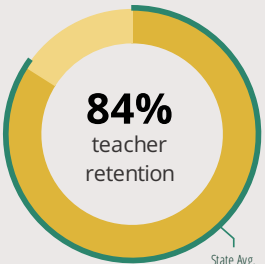
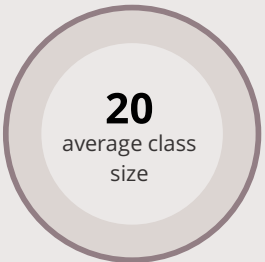
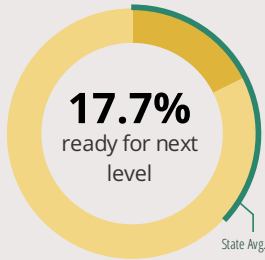
Thomas Jefferson Elem School

2651 Glenwood Ave Joliet, IL 60435 (815) 725-0262

Grades: K - 5
District: Joliet PSD 86

Principal: Laura Hodge
Superintendent: Dr. Theresa Rouse

FAST FACTS



Academic Success

Elementary All Illinois students in grades 3-8 take the PARCC assessment each year. High school students take the SAT in Math and English Language Arts.

School	Fewer than 10 students
District	Fewer than 10 students
State	Fewer than 10 students

■ Did Not Meet
 ■ Partially Met
 ■ Approached
 ■ Met
 ■ Exceeded

Success by Student Group

This display shows PARCC performance levels for each student group. No data is shown for groups with fewer than 10 students.

White	Fewer than 10 students
Black	Fewer than 10 students
Hispanic	Fewer than 10 students
Low Income	Fewer than 10 students
English Learners	Fewer than 10 students
With Disabilities	Fewer than 10 students

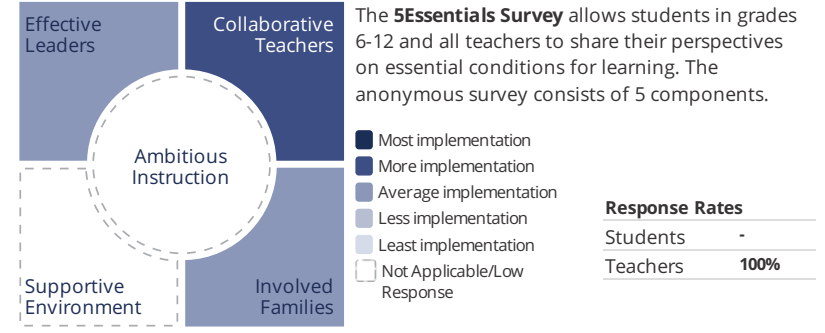
■ Did Not Meet
 ■ Partially Met
 ■ Approached
 ■ Met
 ■ Exceeded

Student Characteristics

■ White	13%	■ Low Income	100%
■ Black	13%	■ English Learners	40%
■ Hispanic	67%	■ With Disabilities	7%
■ Asian	1%	■ Homeless	1%
■ American Indian	0%		
■ Two or More Races	7%		
■ Pacific Islander	0%		

School Environment

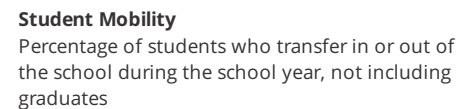
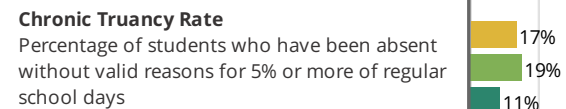
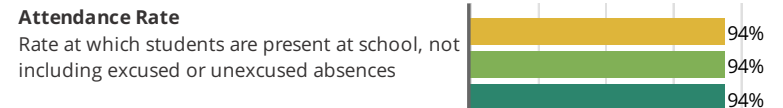
The **5Essentials Survey** allows students in grades 6-12 and all teachers to share their perspectives on essential conditions for learning. The anonymous survey consists of 5 components.



Response Rates	
Students	-
Teachers	100%

- Average Effective Leaders**
Do principals and teachers implement a shared vision for success?
- More Collaborative Teachers**
Do teachers collaborate to promote professional growth?
- Ambitious Instruction**
Are the classes challenging and engaging?
- Supportive Environment**
Is the school safe, demanding, and supportive?
- Average Involved Families**
Does the entire staff build strong external relationships?

Student Attendance and Mobility





Thomas Jefferson Elem School

School Highlights

Academic Courses

In addition to a rigorous core curriculum which prepares students for college & careers, Thomas Jefferson offers a variety of programs. These include Academic Enrichment, Band, Bilingual Programs/Support, Deaf and Hard of Hearing Programs, ESL Support, Orchestra and Special Education Support.

Physical Education, Health and Wellness

Students participate in physical education classes which focus on life-long fitness and wellness. Our Health curriculum and instruction is provided at each grade level.

Other Programs and Activities

Thomas Jefferson offers a variety of supplemental programs and activities, including Family Nights, Parent Teacher Organization sponsored events, and Young Rembrandt's Art Program.

School Awards

Thomas Jefferson has the honor of receiving several prestigious awards and accolades. These include: Adequate Yearly Progress 2013, Academic Improvement Award 2009, Illinois Spotlight School 2009, Illinois Spotlight School 2007, Illinois Spotlight School 2006.

Career Development Courses and Programs

A rigorous elementary curriculum with an emphasis on 21st Century Skills and the integration of technology with instruction prepares students for college & careers.

Athletics

During recess, our students are able to participate in the Walking Track Club. The goal is to motivate students to walk as many miles they can over the school year.

School Personnel Resources

Bilingual Education Teacher, English as a Second Language Teacher, Paraprofessional, Special Education Teacher

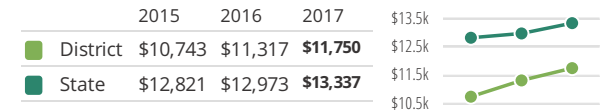
Facilities

District Finance

Instructional Spending per Pupil includes only the activities directly dealing with the teaching of students or the interaction between teachers and students.



Operational Spending per Pupil includes all costs for overall operations in this school's district, including Instructional Spending, but excluding summer school, adult education, capital expenditures, and long-term debt payments.



Educator Measures

This school has had **3 principal(s)** over the past 6 years. In the last three years, an average of **84% of teachers** return to this school each year.

FOR MORE INFORMATION

Visit IllinoisReportCard.com to see additional details about each item of information for this school. There you will find charts spanning multiple years, detailed explanations, resources, more of the school's programs and activities, and powerful tools that let you dig deeper into data.

Most of this data has been collected by ISBE from school districts through data systems. Some information, such as the School Highlights, is entered directly by principals and can be updated throughout the year.