



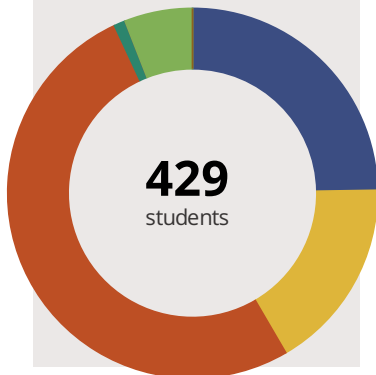
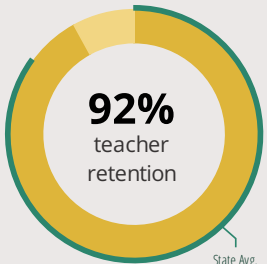
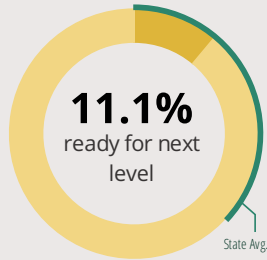
# Taft Elementary School

1125 Oregon St Joliet, IL 60435 (815) 725-2700

Grades: K - 5  
District: Joliet PSD 86

Principal: Carol Paul  
Superintendent: Dr. Theresa Rouse

## FAST FACTS



## Academic Success

Elementary All Illinois students in grades 3-8 take the PARCC assessment each year. High school students take the SAT in Math and English Language Arts.

<b>School</b>	Fewer than 10 students
<b>District</b>	Fewer than 10 students
<b>State</b>	Fewer than 10 students

■ Did Not Meet 
 ■ Partially Met 
 ■ Approached 
 ■ Met 
 ■ Exceeded

## Success by Student Group

This display shows PARCC performance levels for each student group. No data is shown for groups with fewer than 10 students.

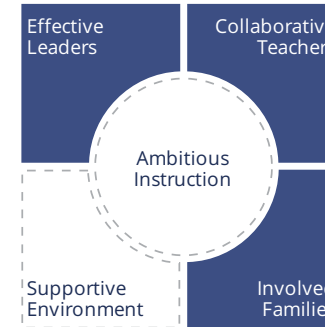
<b>White</b>	Fewer than 10 students
<b>Black</b>	Fewer than 10 students
<b>Hispanic</b>	Fewer than 10 students
<b>Low Income</b>	Fewer than 10 students
<b>English Learners</b>	Fewer than 10 students
<b>With Disabilities</b>	Fewer than 10 students

■ Did Not Meet 
 ■ Partially Met 
 ■ Approached 
 ■ Met 
 ■ Exceeded

## Student Characteristics

<span style="color: blue;">■</span> White	25%	<span style="color: lightgrey;">■</span> Low Income	100%
<span style="color: yellow;">■</span> Black	17%	<span style="color: lightgrey;">■</span> English Learners	18%
<span style="color: orange;">■</span> Hispanic	52%	<span style="color: lightgrey;">■</span> With Disabilities	17%
<span style="color: green;">■</span> Asian	1%	<span style="color: lightgrey;">■</span> Homeless	1%
<span style="color: purple;">■</span> American Indian	0%		
<span style="color: lightgreen;">■</span> Two or More Races	6%		
<span style="color: brown;">■</span> Pacific Islander	0%		

## School Environment



The **5Essentials Survey** allows students in grades 6-12 and all teachers to share their perspectives on essential conditions for learning. The anonymous survey consists of 5 components.

- Most implementation
- More implementation
- Average implementation
- Less implementation
- Least implementation
- Not Applicable/Low Response

<b>Response Rates</b>	
Students	-
Teachers	100%

### More Effective Leaders

Do principals and teachers implement a shared vision for success?

### More Collaborative Teachers

Do teachers collaborate to promote professional growth?

### Ambitious Instruction

Are the classes challenging and engaging?

### Supportive Environment

Is the school safe, demanding, and supportive?

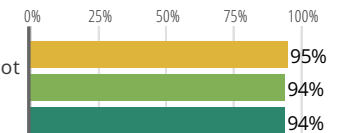
### More Involved Families

Does the entire staff build strong external relationships?

## Student Attendance and Mobility

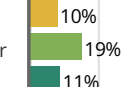
### Attendance Rate

Rate at which students are present at school, not including excused or unexcused absences



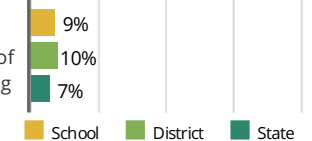
### Chronic Truancy Rate

Percentage of students who have been absent without valid reasons for 5% or more of regular school days



### Student Mobility

Percentage of students who transfer in or out of the school during the school year, not including graduates





# Taft Elementary School

## School Highlights

### Academic Courses

Taft Elementary utilizes the Common Core State Standards (CCSS) in grades K-5. These standards are aimed at producing students with career readiness skills- students being better prepared for college. A goal of CCSS is to increase the depth of knowledge, develop a true understanding of numbers, words, text, learn how to question, debate, explain

### Physical Education, Health and Wellness

Taft students receive physical education and health education five times per week. This is done either in the gym or in the classrooms.

### Other Programs and Activities

After School Care, Family Nights, Parent Associations

### School Awards

Taft Elementary conducts quarterly Awards Assemblies based on student academic success.

## Career Development Courses and Programs

### Athletics

Taft has a two basketball teams- one fourth grade team and one fifth grade team. Third and fourth graders make up the fourth grade team. We have also formed a partnership with the Joliet Park District through the Hartman Recreation Center. All grade levels have access to Soccer, Little Chefs, Hop Hop Dance, and Basketball programs throughout the

### School Personnel Resources

Paraprofessional, Special Education Teacher

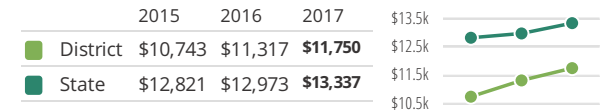
### Facilities

## District Finance

**Instructional Spending per Pupil** includes only the activities directly dealing with the teaching of students or the interaction between teachers and students.



**Operational Spending per Pupil** includes all costs for overall operations in this school's district, including Instructional Spending, but excluding summer school, adult education, capital expenditures, and long-term debt payments.



## Educator Measures

This school has had **1 principal(s)** over the past 6 years. In the last three years, an average of **92% of teachers** return to this school each year.

## FOR MORE INFORMATION

Visit [IllinoisReportCard.com](http://IllinoisReportCard.com) to see additional details about each item of information for this school. There you will find charts spanning multiple years, detailed explanations, resources, more of the school's programs and activities, and powerful tools that let you dig deeper into data.

Most of this data has been collected by ISBE from school districts through data systems. Some information, such as the School Highlights, is entered directly by principals and can be updated throughout the year.