



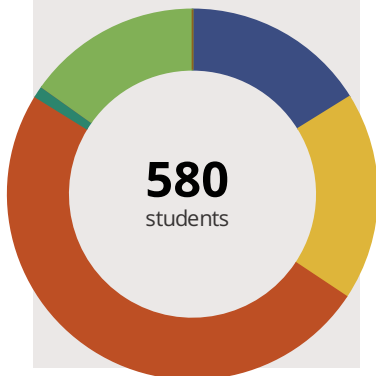
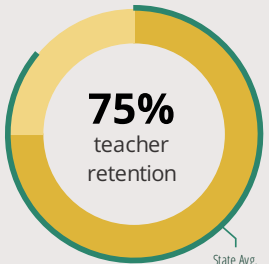
# PERSHING ELEM SCHOOL

251 N MIDLAND AVE, JOLIET, IL 60435 6837 (815) 725-0986

Grades: K-5  
District: JOLIET PSD 86

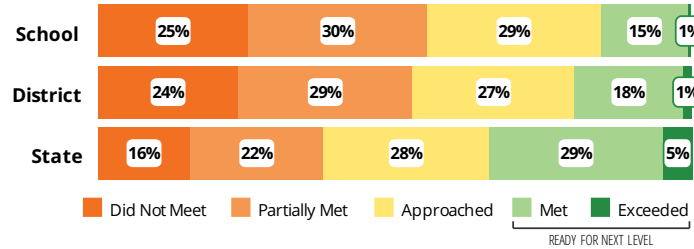
Principal: Pamela George  
Superintendent: Dr. Theresa Rouse

## FAST FACTS



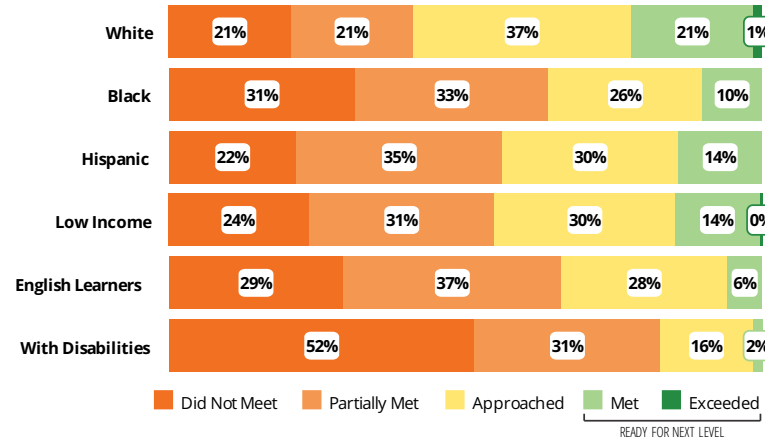
## Academic Success

All Illinois students in grades 3-8 take the PARCC assessment each year. High school students take the SAT in Math and English Language Arts.



## Success by Student Group

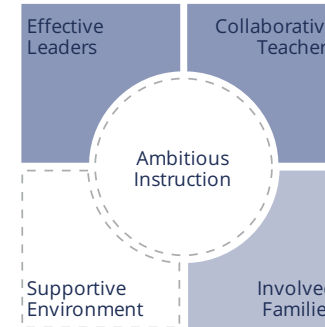
This display shows PARCC performance levels for each student group. No data is shown for groups with fewer than 10 students.



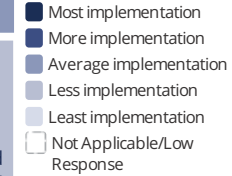
## Student Characteristics

White	16%	Low Income	98%
Black	18%	English Learners	14%
Hispanic	49%	With Disabilities	12%
Asian	1%	Homeless	4%
American Indian	0%		
Two or More Races	15%		
Pacific Islander	0%		

## School Environment



The **5Essentials Survey** allows students in grades 6-12 and all teachers to share their perspectives on essential conditions for learning. The anonymous survey consists of 5 components.



### Response Rates

Students	-
Teachers	97%

### Average Effective Leaders

Do principals and teachers implement a shared vision for success?

### Average Collaborative Teachers

Do teachers collaborate to promote professional growth?

### Ambitious Instruction

Are the classes challenging and engaging?

### Supportive Environment

Is the school safe, demanding, and supportive?

### Less Involved Families

Does the entire staff build strong external relationships?

## Student Attendance and Mobility

### Attendance Rate

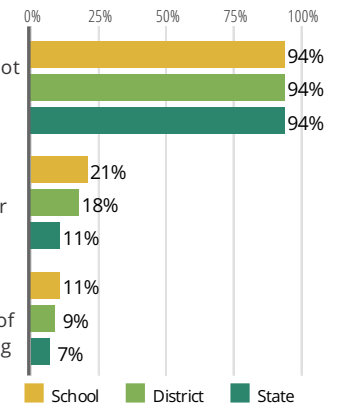
Rate at which students are present at school, not including excused or unexcused absences

### Chronic Truancy Rate

Percentage of students who have been absent without valid reasons for 5% or more of regular school days

### Student Mobility

Percentage of students who transfer in or out of the school during the school year, not including graduates





# PERSHING ELEM SCHOOL

## School Highlights

### Academic Courses

In addition to a rigorous core curriculum which prepares students for a college & careers, Pershing offers a variety of programs. These include Academic Enrichment, Band/ Orchestra, ESL support, Special Education support as well as, Math and Reading intervention support for students who may require it.

### Physical Education, Health and Wellness

Students participate in physical education classes which focus on life-long fitness and wellness. Our Health curriculum and instruction is provided at each grade level

### Other Programs and Activities

Pershing Elementary offers a variety of supplemental programs and activities, including: after school care through KinderCare and YMCA, Family Nights, Parent Teacher Organization sponsored events, Young Rembrandts and mentor programs for at risk students.

### School Awards

Pershing as the honor of receiving several prestigious awards and accolades. These include: Adequate Yearly Progress Awards, Academic Improvement Awards, District Recognition for excellent attendance.

### Career Development Courses and Programs

A rigorous elementary curriculum with an emphasis on 21st century skills and the integration of technology with instruction prepares students for college and careers.

### Athletics

We partner with our Joliet Park District to offer our families afterschool programs like soccer, basketball and hip-hop dancing. In addition, we partner with our local YMCA. Our partnership with the YMCA allows Pershing students in 4th and 5th grade to participate on a Pershing basketball team.

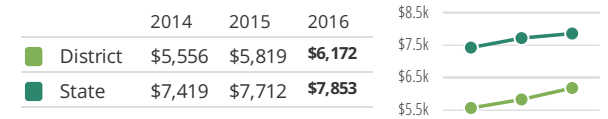
### School Personnel Resources

Pershing Elementary is fortunate to have additional school personnel to support the education of our students, these include: Math and Reading Instructional Coaches, School Social Worker, Speech Pathologist, Speech Pathologist Intern, School Psychologist, English as a Second Language Teacher, Reading Intervention Paraprofessionals, School Librarian

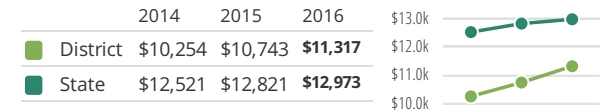
### Facilities

## District Finance

**Instructional Spending per Pupil** includes only the activities directly dealing with the teaching of students or the interaction between teachers and students.



**Operational Spending per Pupil** includes all costs for overall operations in this school's district, including Instructional Spending, but excluding summer school, adult education, capital expenditures, and long-term debt payments.



## Educator Measures

This school has had **3 principal(s)** over the past 6 years. In the last three years, an average of **75% of teachers** return to this school each year.

## FOR MORE INFORMATION

Visit [IllinoisReportCard.com](http://IllinoisReportCard.com) to see additional details about each item of information for this school. There you will find charts spanning multiple years, detailed explanations, resources, more of the school's programs and activities, and powerful tools that let you dig deeper into data.

Most of this data has been collected by ISBE from school districts through data systems. Some information, such as the School Highlights, is entered directly by principals and can be updated throughout the year.