



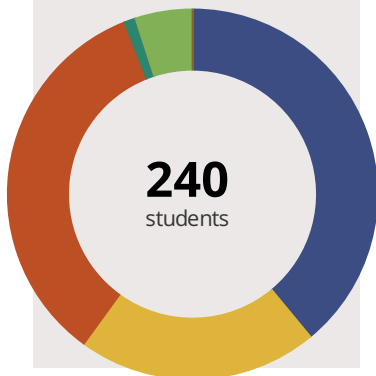
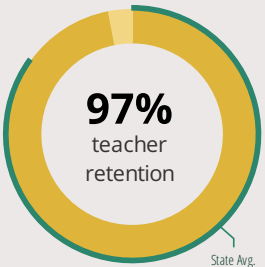
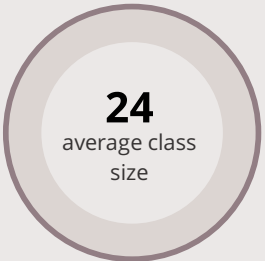
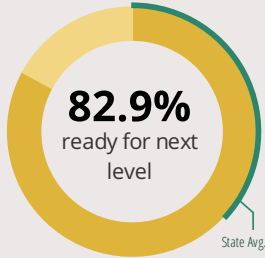
Eisenhower Academy

406 Burke Dr Joliet, IL 60433 (815) 723-0233

Grades: 1 - 5
District: Joliet PSD 86

Principal: Ms.Wendy Wolgan
Superintendent: Dr.Theresa Rouse

FAST FACTS



Academic Success

Elementary All Illinois students in grades 3-8 take the PARCC assessment each year. High school students take the SAT in Math and English Language Arts.

School	Fewer than 10 students
District	Fewer than 10 students
State	Fewer than 10 students

■ Did Not Meet
 ■ Partially Met
 ■ Approached
 ■ Met
 ■ Exceeded

Success by Student Group

This display shows PARCC performance levels for each student group. No data is shown for groups with fewer than 10 students.

White	Fewer than 10 students
Black	Fewer than 10 students
Hispanic	Fewer than 10 students
Low Income	Fewer than 10 students
English Learners	Fewer than 10 students
With Disabilities	Fewer than 10 students

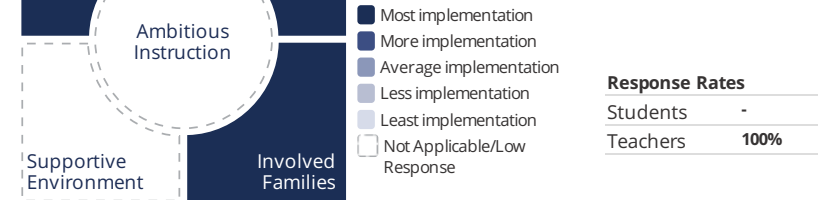
■ Did Not Meet
 ■ Partially Met
 ■ Approached
 ■ Met
 ■ Exceeded

Student Characteristics

■ White	39%	■ Low Income	100%
■ Black	21%	■ English Learners	5%
■ Hispanic	34%	■ With Disabilities	5%
■ Asian	1%	■ Homeless	0%
■ American Indian	0%		
■ Two or More Races	5%		
■ Pacific Islander	0%		

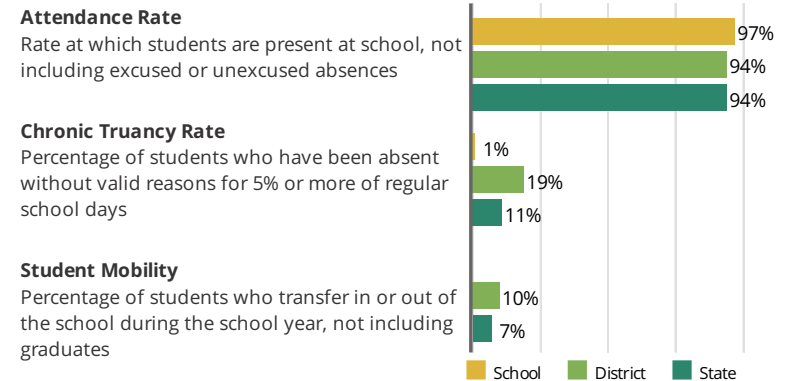
School Environment

The **5Essentials Survey** allows students in grades 6-12 and all teachers to share their perspectives on essential conditions for learning. The anonymous survey consists of 5 components.



- Most Effective Leaders**
Do principals and teachers implement a shared vision for success?
- Most Collaborative Teachers**
Do teachers collaborate to promote professional growth?
- Ambitious Instruction**
Are the classes challenging and engaging?
- Supportive Environment**
Is the school safe, demanding, and supportive?
- Most Involved Families**
Does the entire staff build strong external relationships?

Student Attendance and Mobility





Eisenhower Academy

School Highlights

Academic Courses

Career Development Courses and Programs

Physical Education, Health and Wellness

Camp Fitness

Athletics

Other Programs and Activities

Math Club, Hour of Code Computer Programming, Cooking With Literature, and Gaming With Academics

School Personnel Resources

Paraprofessional, Special Education Teacher

School Awards

2012 Excellence Award-Exemplary Academic Performance-IL Learning Standards

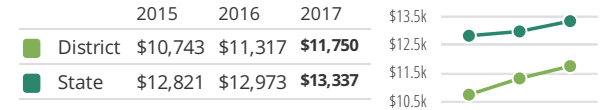
Facilities

District Finance

Instructional Spending per Pupil includes only the activities directly dealing with the teaching of students or the interaction between teachers and students.



Operational Spending per Pupil includes all costs for overall operations in this school's district, including Instructional Spending, but excluding summer school, adult education, capital expenditures, and long-term debt payments.



Educator Measures

This school has had **1 principal(s)** over the past 6 years. In the last three years, an average of **97% of teachers** return to this school each year.

FOR MORE INFORMATION

Visit IllinoisReportCard.com to see additional details about each item of information for this school. There you will find charts spanning multiple years, detailed explanations, resources, more of the school's programs and activities, and powerful tools that let you dig deeper into data.

Most of this data has been collected by ISBE from school districts through data systems. Some information, such as the School Highlights, is entered directly by principals and can be updated throughout the year.