

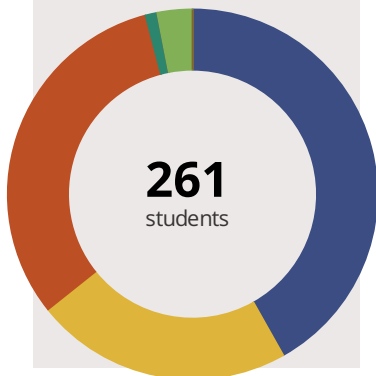
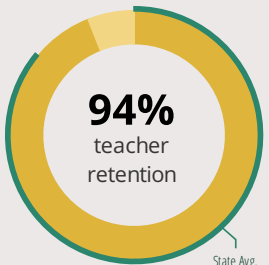
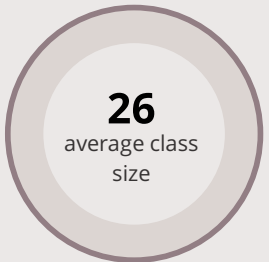
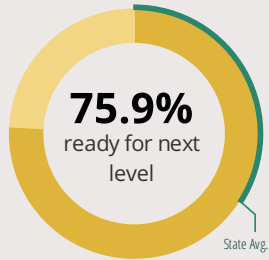
# EISENHOWER ACADEMY

406 BURKE DR JOLIET, IL 60433 2114 (815) 723-0233

Grades: 1-5  
District: JOLIET PSD 86

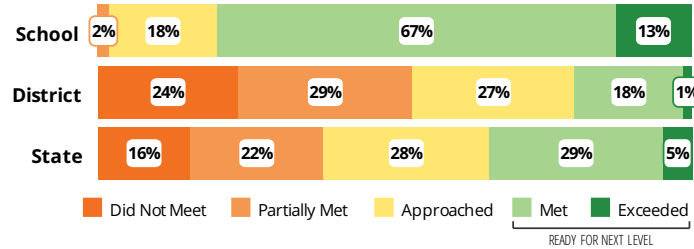
Principal: Ms.Wendy Wolgan  
Superintendent: Dr.Theresa Rouse

## FAST FACTS



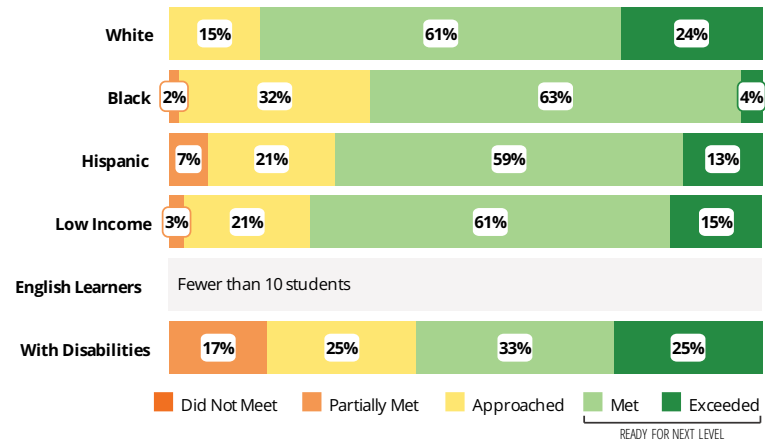
## Academic Success

All Illinois students in grades 3-8 take the PARCC assessment each year. High school students take the SAT in Math and English Language Arts.



## Success by Student Group

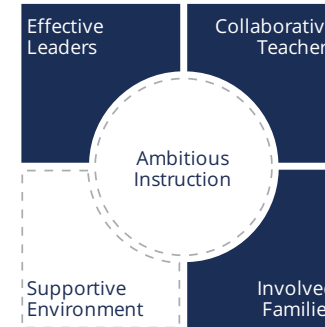
This display shows PARCC performance levels for each student group. No data is shown for groups with fewer than 10 students.



## Student Characteristics

White	41%	Low Income	100%
Black	22%	English Learners	3%
Hispanic	31%	With Disabilities	5%
Asian	1%	Homeless	0%
American Indian	0%		
Two or More Races	3%		
Pacific Islander	0%		

## School Environment



The **5Essentials Survey** allows students in grades 6-12 and all teachers to share their perspectives on essential conditions for learning. The anonymous survey consists of 5 components.

- Most implementation
- More implementation
- Average implementation
- Less implementation
- Least implementation
- Not Applicable/Low Response

### Response Rates

Students	-
Teachers	100%

### Most Effective Leaders

Do principals and teachers implement a shared vision for success?

### Most Collaborative Teachers

Do teachers collaborate to promote professional growth?

### Ambitious Instruction

Are the classes challenging and engaging?

### Supportive Environment

Is the school safe, demanding, and supportive?

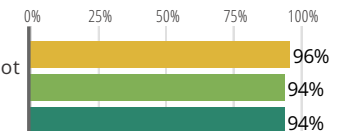
### Most Involved Families

Does the entire staff build strong external relationships?

## Student Attendance and Mobility

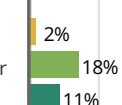
### Attendance Rate

Rate at which students are present at school, not including excused or unexcused absences



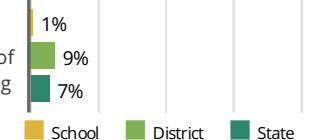
### Chronic Truancy Rate

Percentage of students who have been absent without valid reasons for 5% or more of regular school days



### Student Mobility

Percentage of students who transfer in or out of the school during the school year, not including graduates





# EISENHOWER ACADEMY

## School Highlights

### Academic Courses

### Career Development Courses and Programs

### Physical Education, Health and Wellness

Camp Fitness

### Athletics

### Other Programs and Activities

Math Club, Hour of Code Computer Programming, Cooking With Literature, and Gaming With Academics

### School Personnel Resources

Paraprofessional, Special Education Teacher

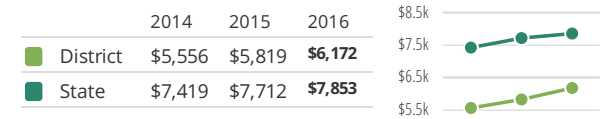
### School Awards

2012 Excellence Award-Exemplary Academic Performance-IL Learning Standards

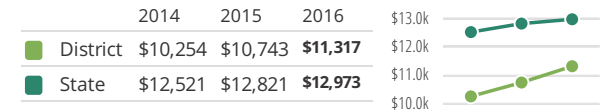
### Facilities

## District Finance

**Instructional Spending per Pupil** includes only the activities directly dealing with the teaching of students or the interaction between teachers and students.



**Operational Spending per Pupil** includes all costs for overall operations in this school's district, including Instructional Spending, but excluding summer school, adult education, capital expenditures, and long-term debt payments.



## Educator Measures

This school has had **1 principal(s)** over the past 6 years. In the last three years, an average of **94% of teachers** return to this school each year.

## FOR MORE INFORMATION

Visit [IllinoisReportCard.com](http://IllinoisReportCard.com) to see additional details about each item of information for this school. There you will find charts spanning multiple years, detailed explanations, resources, more of the school's programs and activities, and powerful tools that let you dig deeper into data.

Most of this data has been collected by ISBE from school districts through data systems. Some information, such as the School Highlights, is entered directly by principals and can be updated throughout the year.