



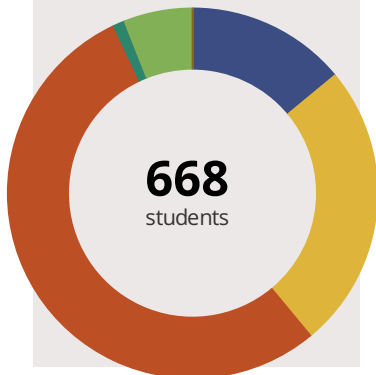
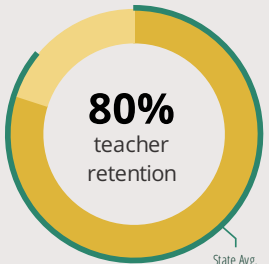
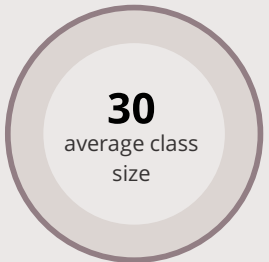
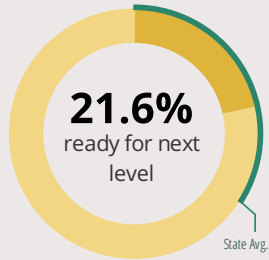
# DIRKSEN JUNIOR HIGH SCHOOL

203 S MIDLAND AVE JOLIET, IL 60436 1305 (815) 729-1566

Grades: 6-8  
District: JOLIET PSD 86

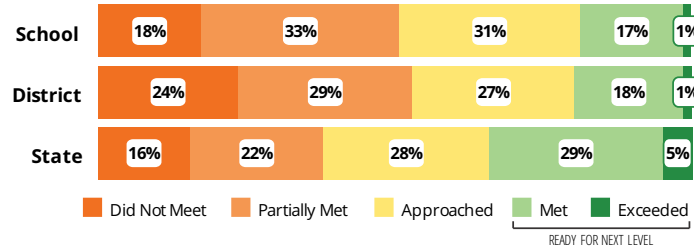
Principal: Markisha Mitchell  
Superintendent: Dr. Theresa Rouse

## FAST FACTS



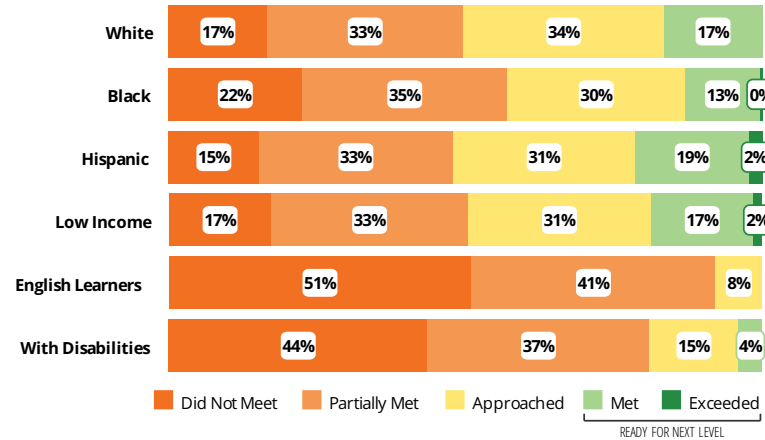
## Academic Success

All Illinois students in grades 3-8 take the PARCC assessment each year. High school students take the SAT in Math and English Language Arts.



## Success by Student Group

This display shows PARCC performance levels for each student group. No data is shown for groups with fewer than 10 students.



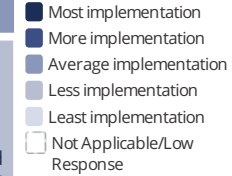
## Student Characteristics

White	14%	Low Income	100%
Black	25%	English Learners	5%
Hispanic	54%	With Disabilities	13%
Asian	1%	Homeless	4%
American Indian	0%		
Two or More Races	6%		
Pacific Islander	0%		

## School Environment



The **5Essentials Survey** allows students in grades 6-12 and all teachers to share their perspectives on essential conditions for learning. The anonymous survey consists of 5 components.



Response Rates	
Students	97%
Teachers	100%

### Average Effective Leaders

Do principals and teachers implement a shared vision for success?

### Average Collaborative Teachers

Do teachers collaborate to promote professional growth?

### More Ambitious Instruction

Are the classes challenging and engaging?

### Average Supportive Environment

Is the school safe, demanding, and supportive?

### Less Involved Families

Does the entire staff build strong external relationships?

## Student Attendance and Mobility

### Attendance Rate

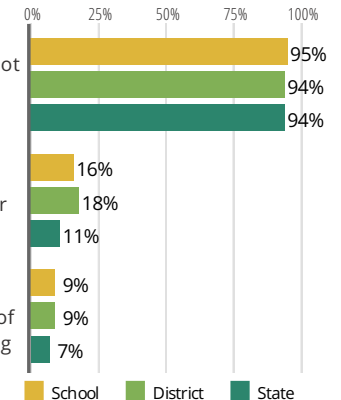
Rate at which students are present at school, not including excused or unexcused absences

### Chronic Truancy Rate

Percentage of students who have been absent without valid reasons for 5% or more of regular school days

### Student Mobility

Percentage of students who transfer in or out of the school during the school year, not including graduates





# DIRKSEN JUNIOR HIGH SCHOOL

## School Highlights

### Academic Courses

Band, Dance, Orchestra

### Career Development Courses and Programs

### Physical Education, Health and Wellness

### Athletics

Boy's Basketball, Boy's Cross Country, Boy's Soccer, Boy's Wrestling, Cheerleading Club, Girl's Basketball, Girl's Cross Country, Girl's Soccer, Girl's Volleyball

### Other Programs and Activities

Communications Club, Family Nights, Mentoring Program, National Honor Society, Scholastic Bowl, Technology Club, Tutoring Program, Yearbook Club

### School Personnel Resources

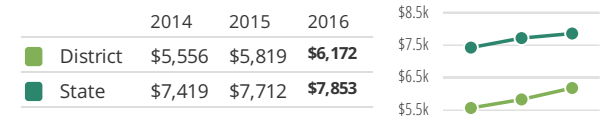
Paraprofessional, Special Education Teacher, Supervisory Dean

### School Awards

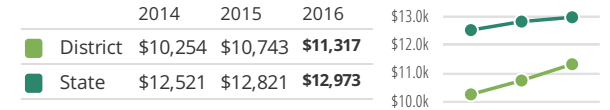
### Facilities

## District Finance

**Instructional Spending per Pupil** includes only the activities directly dealing with the teaching of students or the interaction between teachers and students.



**Operational Spending per Pupil** includes all costs for overall operations in this school's district, including Instructional Spending, but excluding summer school, adult education, capital expenditures, and long-term debt payments.



## Educator Measures

This school has had **2 principal(s)** over the past 6 years. In the last three years, an average of **80% of teachers** return to this school each year.

## FOR MORE INFORMATION

Visit [IllinoisReportCard.com](http://IllinoisReportCard.com) to see additional details about each item of information for this school. There you will find charts spanning multiple years, detailed explanations, resources, more of the school's programs and activities, and powerful tools that let you dig deeper into data.

Most of this data has been collected by ISBE from school districts through data systems. Some information, such as the School Highlights, is entered directly by principals and can be updated throughout the year.